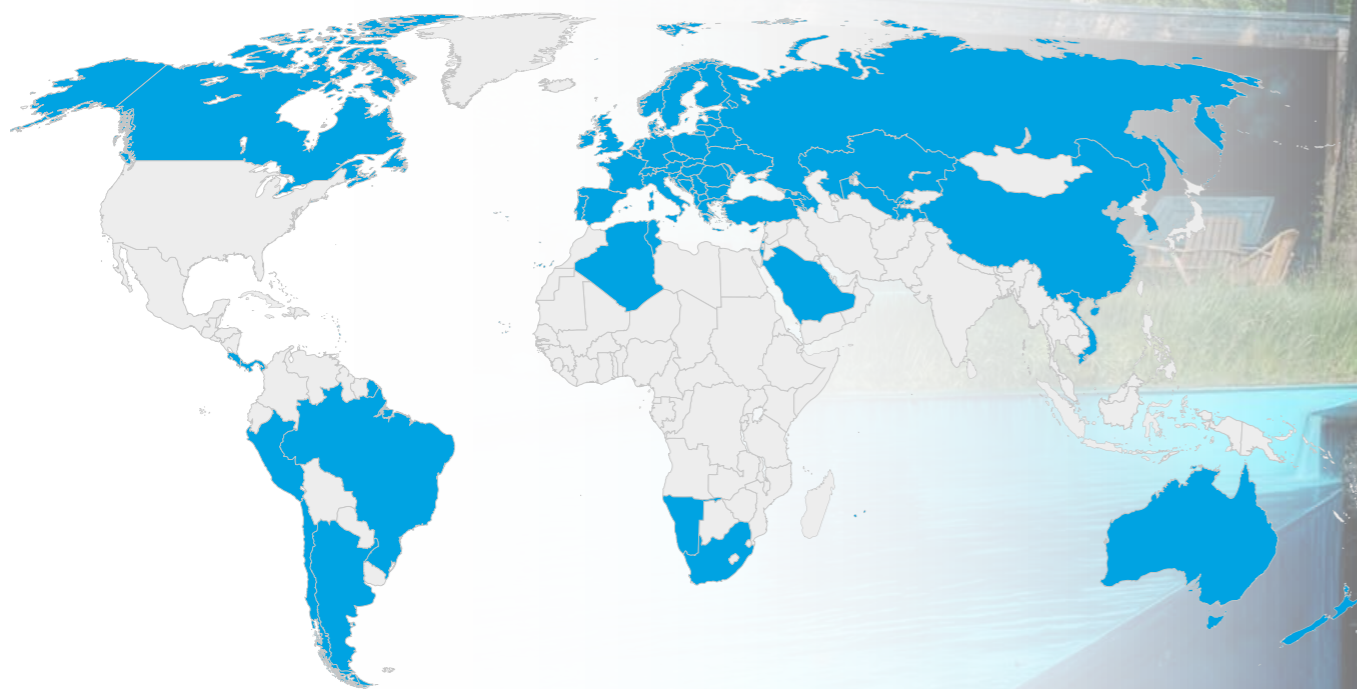


## WE EXPORT TO MORE THAN 70 COUNTRIES AROUND THE WORLD



ALBIXON a.s.  
Zbraslavská 55/5a | Praha 5 | Mala Chuchle 159 00 | Czech Republic

[f/albixon](#) | [@albixon](#) | [albixon.com](#)

The catalog contains illustrative photographs. With regard to the development and improvement of products, packaging, and technological processes, ALBIXON a.s. reserves the right to change any information contained in this catalog without prior notice. Errors in typesetting and printing reserved. Published in 2025.

## TECHNICAL CATALOGUE



**ISSUE 03/26**  
Download  
the latest version  
of the catalog online



**IMAGE CATALOGUE**  
Download  
the latest version  
of the catalog online



**CUSTOMER SUPPORT**  
**+420 477 070 711**  
[export@albixon.com](mailto:export@albixon.com)



reddot winner

# CONTENTS



## SWIMMING POOL SETS

A Swimming Pool Set ..... 8

## SWIMMING POOLS

Benefits of QBIG BENEFIT pools ..... 12

High-quality materials developed specifically for pools..... 13

BENEFIT – Standard Swimming Pools ..... 14

QBIG BENEFIT – Custom Swimming Pools ..... 15

G1 BENEFIT – Custom Swimming Pools ..... 16

Colours and finishing details ..... 18

Types of steps ..... 19

## TECHNOLOGY WALLS AND SHAFTS

Standard Technology Walls ..... 22

Standard Technology Shafts ..... 23

Installed counter-current shafts ..... 24

Technology walls and shafts – unmounted ..... 25

## ENCLOSURES

BERGEN..... 30

SYDNEY / SYDNEY CLEAR ..... 32

SYDNEY MINI ..... 34

CASABLANCA INFINITY ..... 36

CASABLANCA INFINITY SKY ..... 40

DALLAS / DALLAS CLEAR..... 42

DALLAS SKY CLEAR..... 46

KLASIK PRO / KLASIK PRO CLEAR ..... 48

KLASIK / KLASIK CLEAR ..... 50

KLASIK SKY CLEAR ..... 54

MONACO FUTURE ..... 56

CASABLANCA ..... 58

DALLAS WALL-MOUNTED ..... 60

Profiles and Rails ..... 62

Panels and Colours ..... 63

Enclosure details ..... 64

## ACCESSORIES

MOOVER ..... 68

BRILIX INVERBOOST PX heat pumps ..... 70

BRILIX INVERBOOST E heat pumps ..... 71

BRILIX XHPFDPLUS heat pumps ..... 72

BRILIX ELEGANCE swim jets ..... 73

UV SCENIC salt dispensers ..... 74

OXILIFE salt dispensers ..... 76

HIDROLIFE salt dispensers ..... 78

NEOSAL salt dispensers ..... 80

UV lamps ..... 81

STATION control units ..... 82

Circulation pumps ..... 84

Sand filtration ..... 85

Pool vacuum cleaners ..... 86

Additional accessories..... 87

## ALBIXON B2B

Enclosure logistics ..... 90

Logistics for swimming pools ..... 91

# The history of ALBIXON

## Company Mission

We are the missionaries of polypropylene pools and roofing and set the standards in the industry.

## Company vision

Our vision is to be the leading product innovator bringing quality solutions to gardens around the world.

## A major manufacturer of swimming pools and enclosures in Europe

On the market since 1990 | **Production capacity of 5,000 pools and 10,000 enclosures per year** | 300 highly qualified personnel | Over 99,000 m<sup>2</sup> of manufacturing and storage space | **1,500 m<sup>2</sup> development and design centre** | **Quality technology and materials** | Selected products and manufacturing processes are protected by utility models and awarded international certificates | **High-capacity powder paint shop with modern Decoral technology**

<p><b>1990</b></p> <p><b>ESTABLISHMENT</b> Our history dates back to 1990, when the Smetana brothers founded the company under the name ALBION. At that time, no one had any idea that it would later become a leading player in the swimming pool industry throughout Europe.</p>	<p><b>1995</b></p> <p><b>SWIMMING POOLS ON THE RISE</b> ALBION is fully engaged in the production of swimming pools and thanks to the first series pools, the production volumes are growing rapidly. Despite this, demand far exceeds supply, and ambitious plans for the coming years are born in the founders' minds.</p>	<p><b>1998</b></p> <p><b>PRODUCTION OF ENCLOSURES</b> We respond to the increasingly urgent demands of our customers and include pool enclosures in our product portfolio. These soon became our flagship product and their popularity is growing every year.</p>	<p><b>2001</b></p> <p><b>POWDER PAINT SHOP</b> ALBION's first powder paint shop launched in Hořovice significantly supports the production of enclosures and at the same time meets the demand of external customers.</p>
<p><b>2011</b></p> <p><b>ALBION → ALBIXON</b> New company name. The founders put it simply: "The name Albion referred to England, as we have always admired their business culture and freedom. But people mistook us for other companies, so we added an "X" to create ALBIXON."</p>	<p><b>2006</b></p> <p><b>BRILIX</b> Customers no longer want just a pool and an enclosure, but demand a complete pool set from a single supplier. Complexity has become a challenge for us and room for further growth. We responded by creating the BRILIX division, specialising in the sale of our own pool accessories.</p>	<p><b>2004</b></p> <p><b>ENCLOSURES IN BOX</b> We started offering our enclosures in a BOX. The advantages include the considerable savings in the cost of transportation, simple assembly and speed of delivery. We established the IDEALCOVER brand (later renamed ALBIXON BOX) for the export of these enclosures.</p>	<p><b>2002</b></p> <p><b>EXPORT</b> After the first decade of operation, we became a strong player on the Czech market. We then took the opportunity and decided to expand and sell our products abroad, through official B2B partners. Our first step was into the neighbouring German market.</p>
<p><b>2012</b></p> <p><b>NEW POWDER COAT SHOP</b> We open a new powder coat shop with the modern DECORAL line, which allows us to use dozens of colours, designs and patterns, not only for our enclosures, but also for many external customers and their various projects in and outside the Czech Republic.</p>	<p><b>2014</b></p> <p><b>SKYTRIUM</b> We listened to the wishes of our customers and offer a solution connecting gardens and family homes. This is how the SKYTRIUM terrace enclosure was created – the garden and the house.</p>	<p><b>2017</b></p> <p><b>QBIG POOLS</b> We launch a design solution for the QBIG series of swimming pools protected by a utility model. Thanks to the built-in lost formwork on the outside of the pool, we can speed up the construction work, saving our customers' time and money.</p>	<p><b>2019</b></p> <p><b>SYDNEY &amp; X-FLOW</b> The year 2019 was full of new achievements reported by our development team. We expand our product portfolio with the elegant and unique SYDNEY serial enclosure and the luxurious MIAMI custom enclosure. We also develop our own X-FLOW overflow grid to differentiate ourselves in the market.</p>
<p><b>2025</b></p> <p><b>SPAS &amp; SAUNAS</b> Launching the sale of spas and saunas as part of the long-term expansion of our product portfolio.</p>	<p><b>2023</b></p> <p><b>BERGEN</b> In line with our new mission and vision, we are launching the BERGEN pool terrace enclosure. With the MOOVER electric moving system we have received the prestigious Red Dot Award 2023 for Product Design Award.</p>	<p><b>2022</b></p> <p><b>MOOVER</b> Introducing the MOOVER. The universal and autonomous enclosure sliding solution. We listened to our customers, and in cooperation with automotive designers, we developed an electric sliding system with an elegant design that operates pool enclosures at the push of a button.</p>	<p><b>2021</b></p> <p><b>MOOVER</b> Introducing the MOOVER. The universal and autonomous enclosure sliding solution. We listened to our customers, and in cooperation with automotive designers, we developed an electric sliding system with an elegant design that operates pool enclosures at the push of a button.</p>

# 10 REASONS TO CHOOSE ALBIXON

## Giga Factory

180,000 m<sup>2</sup> of storage and logistics space

01



02

## Proven quality

More than 50,000 pools manufactured and more than 100,000 pool enclosures



03

## 35 years on the market

Experienced team of more than 300 employees



04

## Technological edge

Largest powder coating plant in Central Europe (22,500 m<sup>2</sup>)



05

## Patents and innovations

More than 30 proprietary patent-protected solutions

## Production capacity

58,000 m<sup>2</sup> of production areas and R&D facilities

06



07

## Service and customer care

Unrivalled service and production capacities ensure a JUST IN TIME system

## Smart logistics

Complete pool solution using the 3-in-1 system and a unique 30-in-1 concept (up to 30 systems in a single truck)

08



09

## Global reach

Exporting to more than 70 countries worldwide and a network of 12 branches in the Czech Republic



10

## European holding

ALBIXON is part of the BBFH SE group, owned by the Smetana family foundation



# SWIMMING POOL SETS

Are you considering a carefree purchase of a pool that you do not have to drain for the winter? Take advantage of the possibility of a complete pool delivery with all accessories, enclosure and the technology wall or shaft. Don't hesitate, choose the ALBIXON solution and enjoy endless fun.

## Why swimming pool set?

- ↪ up to 400 different combinations
- ↪ attractive price / performance ratio
- ↪ everything from one supplier
- ↪ compatibility of the pool with our enclosures and accessories
- ↪ advantageous price for the whole set
- ↪ complete and reliable delivery
- ↪ wide range of enclosures
- ↪ various options of technology walls and shafts



**Did you know that...?**

We offer more than 400 pool set combinations.

*The polypropylene pool is not self-supporting, so it is necessary to follow all the principles of safe concreting specified in the building preparations documentation.*

# A Swimming Pool Set



## A pool, enclosure, and technology in one!

Get one of our popular pool sets to not only receive a high-quality pool, but also the enclosure and a technology shaft or wall, and all the necessary pool technology. Choose from over 400 combinations.



# A Swimming Pool Set

## SWIMMING POOL



### The heart of your water fun

- ➔ seven standard sizes\*
- ➔ three depths
- ➔ 3 colours
- ➔ skimmer or overflow

Which one will yours be?  
You can choose on pages 6–19.

## TECHNOLOGY

### The motor which drives your pool

- ➔ different equipment levels
- ➔ underground and above-ground variants
- ➔ smart pool technology control

How much comfort would you like to enjoy?  
Take a look at pagesy 20–25.



## ENCLOSURES

### Your pool's coat

- ➔ different styles
- ➔ dozens of colours and decorative patterns
- ➔ two types of panels
- ➔ rails / without rails design option\*\*

Which enclosure will you choose?  
More on pages 26–65.



\* More custom sizes available

\*\* This option may not be available for all models

# SWIMMING POOLS

Our pools save water. With proper maintenance and compliance with the prescribed parameters of pool water, you do not have to drain the pool even after the end of the season. The necessary water replenishment is thus only minimal.

## Why ALBIXON pools?

- pool control via the BRILIX mobile app (pH, water temperature, etc.)
- for the BENEFIT variant easier construction work
- water and cost savings<sup>1)</sup>
- easy winterization and maintenance
- no water discharge required
- long service life
- attractive price/performance ratio
- wide variety of equipment
- high durability
- usually short delivery time
- overflow and skimmer pools


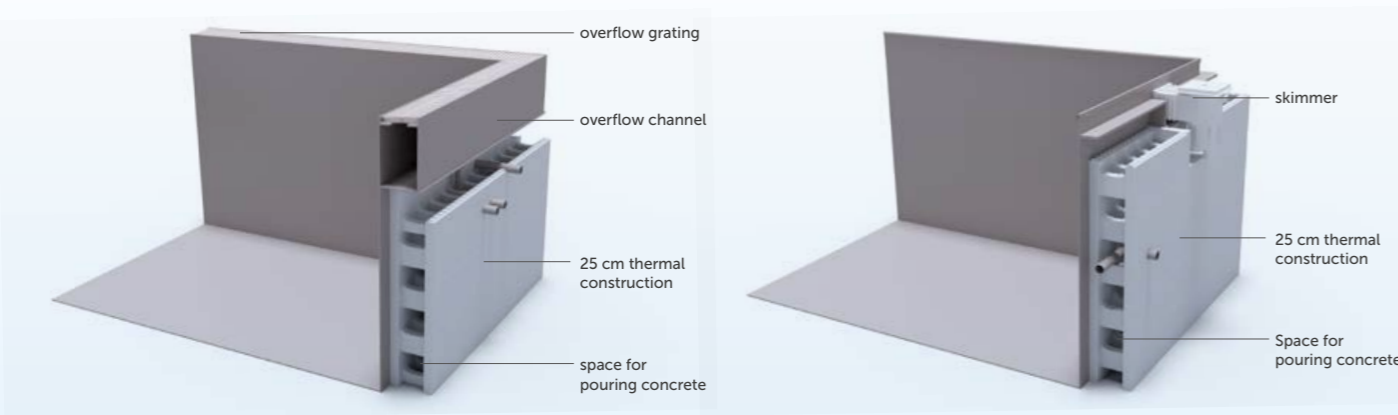
<sup>1)</sup> With proper maintenance and adherence to the prescribed pool water parameters, there is no need to drain the pool even after the end of the season.

For 30 years we have been bringing you the pleasure of bathing.  
Experience the unique feeling of swimming and relaxing in the ALBIXON overflow pool!



# Benefits of BENEFIT pools

# High-quality Materials developed specifically for pools



BENEFIT pools are full of benefits. What are they? Thanks to decades of experience with swimming pools, we have come up with our own pool production solution. We removed all the ribbing from the outside of the pool and replaced it with 25 cm thick thermal construction. It serves not only as a building material, but also as an insulating element of the pool. Not only have we improved the pool, but we have also sped up related construction work. A common pool must be concreted using steel reinforcing bars with dry concrete in several stages with gradual filling of water. The procedure can take several days.

On the other hand, the BENEFIT pool can be concreted using steel reinforcing bars, in one continuous concrete pour evenly distributed in layers around the entire perimeter of the thermal structure (it must not be concreted in one place) within a few hours. The pool just needs to be reinforced internally with wood struts and filled to 30 cm with water to weigh it down. This saves significant time and money.

The best comes with commissioning. The sophisticated pool design allows wintering without the necessity to drain the water. BENEFIT swimming pools thus regularly save water. The nozzles are positioned for optimal water circulation and keeping the water transparent longer. With properly set circulation, we facilitate pool maintenance and pool water quality.

## What are the benefits of BENEFIT pools?

Significant acceleration of construction work<sup>1)</sup>

High thermal insulation ability

Optimum pool expansion

Pipe protection in thermal construction

More economical construction work<sup>1)</sup>

Winterizing without draining

<sup>1)</sup> Compared to a conventional pool structure with steel reinforcements, it takes less time to complete and therefore lower construction costs can be expected.

The blue and grey material is characterised mainly by UV stabilisation. Another significant advantage is the high mechanical resistance and strength, thanks to which it achieves a long service life. It is a frost-resistant material with excellent heat-insulating properties.

### Material toughness

Material has a high resistance to puncture (impact toughness).

### UV stability

The material is characterised by its high UV resistance.

### Material resistance

A significant advantage is its heat resistance. At the same time, it is designed to withstand common pool chemicals and salt water when handled properly.

### Environmental protection

Material is recyclable.

### Pool polypropylene

The advantage of this material is its very long service life and high surface quality. Compared to concrete pools lined with ceramic tiles, a major benefit is the seamless processing of the sheets. Compared to fiberglass pools, polypropylene pools are highly tough and resistant to cracking or tearing.

We source our polypropylene exclusively from reputable European manufacturers.

### Weatherability

The weathering stability of the materials has been further developed over decades and is permanently checked in storage basins and accelerated weathering tests under accelerated conditions.

### Scratch protection

Non-embossed sheets are provided with a protective foil on one side as standard to prevent damage caused by scratches during transport, handling and installation of swimming pools.

# BENEFIT

## Standard Swimming Pools



**STANDARD POOL BENEFIT – STANDARD PLUS**

Design	skimmer / overflow						
Pool size	3 x 5 m	3 x 6 m	3 x 7 m	3 x 8 m	3,5 x 7 m	3,5 x 8 m	4 x 8 m
Pool wall/bottom material thickness	8 / 6 mm	8 / 6 mm	8 / 8 mm	8 / 8 mm	8 / 8 mm	8 / 8 mm	8 / 8 mm
Depth	1,2 / 1,35 / 1,5 m						
Wall insulation thickness	10 cm						
Number of lights	0-2	0-6	0-6	0-6	0-6	0-6	0-6
Light colour	white / colour						
Type of steps	Aero / straight across the corner / rectangular in the corner						
Position of steps	left / right						
Optional counterflow mask installation	✓						
Colour options	blue / white / grey						

**Standard Plus category** – the dimensions of the pool are given; the accessories can be configured according to customer requirements. These pools are custom-made.

Does the standard size of the pool not suit you? You will find the custom options on the next page.

### Pool delivery includes :

- ➔ Pool body incl. piping and thermal construction
- ➔ Nozzles – 2 pcs in white or gray color
- ➔ 15 L Skimmer / 17,5 L Slim Skimmer or overflow grate – in white or gray color
- ➔ Counter-current faceplate, if included in the delivery – in white color



1)

<sup>1)</sup> Polypropylene pools are not self-supporting and must be secured with connecting reinforcement and concreted to ensure operational condition. The relevant design principles and technical requirements specified in the construction preparation must be met.

# QBIG BENEFIT

## Custom Swimming Pools



**CUSTOM POOL QBIG BENEFIT**

Design	skimmer / overflow
Width	2 to 4 m (in 0.25 m increments)
Length	4 to 9 m (in 0.25 m increments)
Depth	1,2 / 1,35 / 1,5 m
Pool wall/bottom material thickness of pools up to 6 m length	8 / 6 mm
Pool wall/bottom material thickness of pools over 6 m length	8 / 8 mm
Wall insulation thickness	10 cm
Number of lights	individual
Type of steps	individual
Position of steps	individual
Optional counterflow mask installation	individual

Blue and grey pools exceeding 8 metres in length may have additional welds on the walls.

### Pool delivery includes :

- ➔ Pool body incl. piping and thermal construction
- ➔ Skimmer or overflow grate
- ➔ Counterflow mask, if included



1)

<sup>1)</sup> Polypropylene pools are not self-supporting and must be secured with connecting reinforcement and concreted to ensure operational condition. The relevant design principles and technical requirements specified in the construction preparation must be met.

# G1 BENEFIT

## Custom Swimming Pools



CUSTOM POOL G1 BENEFIT

Design	skimmer / overflow
Width	2 to 4 m (in 0.1 m increments)
Length	4 to 12 m (in 0.1 m increments)
Depth	1,2 / 1,35 / 1,5 m
Pool wall/bottom material thickness of pools up to 6 m length	8 / 6 mm
Pool wall/bottom material thickness of pools over 6 m length	8 / 8 mm
Wall insulation thickness	5 cm
Number of lights	individual
Type of steps	individual
Position of steps	individual
Optional counterflow mask installation	individual

Blue and grey pools exceeding 8 metres in length may have additional welds on the walls.


### Pool delivery includes :

- ➔ Pool body incl. piping
- ➔ Skimmer or overflow grate
- ➔ Counterflow mask, if included



<sup>1)</sup> Polypropylene pools are not self-supporting and must be secured with connecting reinforcement and concreted to ensure operational condition. The relevant design principles and technical requirements specified in the construction preparation must be met.

# References



# Colours and finishing details


## SWIMMING POOL COLOURS



We use only high quality materials specially developed for swimming pools. Material thickness is 6 or 8 mm. The bottom material may have a different thickness than the wall material. Do not hesitate to contact us for an ideal solution for your pool. The pools are available in 3 colours – blue, white and grey.

## OVERFLOW POOL GRATE

The overflow pools are provided with an overflow grate designed in collaboration with designers from the automotive industry. Its design prevents water from overflowing outside the overflow gutter and thus reduces its consumption. Outside the overflow gutter, the pool is smoothly connected to the surrounding terrain without any difference in height.



## SKIMMER POOL FINISH

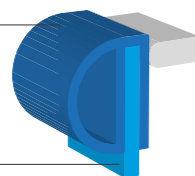


X-SHAPE Anthracite DB 703



X-SHAPE Silver

OPTIONAL EDGE




POOL WALL

How best to finish the top of the skimmer pool? The solution is called X-SHAPE. This elegant aluminium edge easily connects the pool with the surrounding area. It is available for all standard pool sizes in Anthracite DB 703 and Silver colours.

In addition to X-SHAPE, the edge of the skimmer pool can be fitted with a special edge piece. The pool can also be finished with tiles.

# Types of Steps



You can see all the types of steps that are offered below. All stairs can be installed in a pool of any size and colour.

Straight, across the corner



Rectangular, in the corner



Straight steps over the corner with a bench



Rectangular<sup>1)</sup>



<sup>1)</sup> Custom production only.

# TECHNOLOGY WALLS AND SHAFTS

The technology wall or shaft is the motor of the pool that keeps everything running. You can choose from the popular standard versions!

## Why technology from ALBIXON?

- the complete solution for your swimming pool
- a wide range from basic models with manual controls to automatic with internet connection
- our own development, benefiting from years of experience
- components from renowned suppliers
- verified products and quality materials
- placement according to your needs - underground, in a shelter or in your technology room



Discover garden sheds designed to safely store pool technology. They combine functionality with aesthetic design, are made from quality materials and require minimal maintenance. They extend the life of equipment, make pool maintenance easier and maintain a clean garden appearance.



# Standard Technology Walls



# Standard Technology Shafts



MODEL	BASIC PLUS	ECONOMIC	OXY	UV	STATION
<b>Filtration</b>	BRILIX P500 – 85 kg				
<b>Pump</b>	PREVA 50 – flow rate 9 m <sup>3</sup> /h				
<b>Water treatment</b>	BRILIX NEOSAL	BRILIX HIDROLIFE	BRILIX OXILIFE	BRILIX UV SCENIC	BRILIX STATION
<b>Water</b>	Salt 3 g/l	Salt 3 g/l	Salt 1,5 g/l	Salt 1,5 g/l	Freshwater
<b>Automatic pH control</b>	X	✓	✓	✓	✓
<b>Automatic disinfection control:</b>	X	optional	optional	✓	✓
<b>Smart control connecting point</b>	X	✓	✓	✓	✓
<b>Heat pump connecting point</b>	✓	✓	✓	✓	✓
<b>Discharge connecting point</b>	✓	✓	✓	✓	✓
<b>Possibility of combining with counterflow</b>	✓	✓	✓	✓	✓
<b>Counterflow pump</b>	X	X	X	X	X
<b>Remote control of the pool light</b>	✓	✓	✓	✓	✓
<b>Pipes, fittings</b>	✓	✓	✓	✓	✓
<b>Switchboard</b>	<sup>1)</sup> ✓	<sup>1)</sup> ✓	<sup>1)</sup> ✓	<sup>1)</sup> ✓	<sup>1)</sup> ✓
<b>Dimensions (W x H x D)</b>	160 x 140 x 69 cm	160 x 140 x 69 cm	160 x 140 x 69 cm	160 x 140 x 69 cm	160 x 140 x 69 cm
<b>Wall colour</b>	White	White	White	White	White

If you do not wish to place the pool technology equipment in a shaft, then we offer the option of technology walls where we have prepared for you a number of standard options. You can place them, for example, in a cellar, garage or garden house. The technology wall can be no more than 10 metres away from the pool. If you are installing a counterflow, the counterflow pump must always be located in a separate shaft within one metre of the counterflow mask.

<sup>1)</sup> The switchboard is equipped with an electrical outlet for the installation of an additional socket.

MODEL	BASIC PLUS	ECONOMIC	COMFORT PLUS	OXY	OXY PLUS	UV	UV PLUS	STATION	STATION PLUS
<b>Filtration</b>	BRILIX P500 – 85 kg								
<b>Pump</b>	PREVA 50 – flow rate 9 m <sup>3</sup> /h								
<b>Water treatment</b>	BRILIX NEOSAL	BRILIX HIDROLIFE	BRILIX OXILIFE	BRILIX UV SCENIC	BRILIX STATION				
<b>Water</b>	Salt 3 g/l	Salt 3 g/l	Salt 1,5 g/l	Salt 1,5 g/l	Freshwater				
<b>Automatic pH control</b>	X	✓	✓	✓	✓	✓	✓	✓	✓
<b>Automatic disinfection control:</b>	X	optional	optional	optional	optional	✓	✓	✓	✓
<b>Smart control connecting point</b>	X	✓	✓	✓	✓	✓	✓	✓	✓
<b>Heat pump connecting point</b>	✓	✓	✓	✓	✓	✓	✓	✓	✓
<b>Discharge connecting point</b>	✓	✓	✓	✓	✓	✓	✓	✓	✓
<b>Counterflow connecting point</b>	X	X	✓	X	✓	X	✓	X	✓
<b>Counterflow pump</b>	X	X	<sup>1)</sup> ✓	X	<sup>1)</sup> ✓	X	<sup>1)</sup> ✓	X	<sup>1)</sup> ✓
<b>Remote control of the pool light</b>	✓	✓	✓	✓	✓	✓	✓	✓	✓
<b>Pipes, fittings</b>	✓	✓	✓	✓	✓	✓	✓	✓	✓
<b>Switchboard</b>	<sup>2)</sup> ✓	<sup>2)</sup> ✓	<sup>2)</sup> ✓	<sup>2)</sup> ✓	<sup>2)</sup> ✓	<sup>2)</sup> ✓	<sup>2)</sup> ✓	<sup>2)</sup> ✓	<sup>2)</sup> ✓
<b>Shaft diameter</b>	120 cm	150 cm	150 cm	150 cm	150 cm	150 cm	150 cm	150 cm	150 cm
<b>Shaft depth</b>	120 cm	120 cm	120 cm	120 cm	120 cm	120 cm	120 cm	120 cm	120 cm
<b>Lid colour</b>	Grey	Grey	Grey	Grey	Grey	Grey	Grey	Grey	Grey

To make your decision easier, we have prepared complete technology shafts equipped with quality components that you simply connect to the pool and power supply. You do not have to worry about which accessories are best for your pool – we did it for you! The shafts are located close to the pool and are always within reach.

<sup>1)</sup> Standard process shafts have Elegance 70 counterflow with a three-phase switchboard. Elegance 80 and 95 counterflows are custom built.

<sup>2)</sup> The switchboard is equipped with an electrical outlet for the installation of an additional socket.



# ENCLOSURES

With our extensive experience we will easily guide you through the entire process, from the selection of the most suitable model and size, to the purchase and installation of your enclosure.

## Why ALBIXON pool enclosure?

- ➔ Most of the pool covers have obtained compliance with the standard AFNOR NF P 30-309 - the structure can withstand wind speeds of 120 km/h, snow weight 60 kg/m<sup>2</sup> and meets the safety requirements for the protection of users
- ➔ Internationally recognized NSF certification that guarantees quality of the materials used and their safety
- ➔ Profiles are painted in our own certified powder coating plant
- ➔ Option of covering
  - compact polycarbonate 4 mm thick with UV protection
  - cellular polycarbonate 8 mm thick with UV protection
  - 4 mm styrene-acrylonitrile with UV protection



## Did you know that...?

Safety, savings and an extended season. These and many other advantages are brought to you by an ALBIXON pool enclosure. See for yourself!




# ENCLOSURES




(Page 48-49)

**KLASIK PRO / KLASIK PRO CLEAR**




(Page 30-31)

**BERGEN**



(Page 50-55)

**KLASIK / KLASIK CLEAR / KLASIK SKY**




(Page 32-35)

**SYDNEY / SYDNEY CLEAR**



(Page 56-57)

**MONACO FUTURE**




(Page 36-41)

**CASABLANCA INFINITY  
CASABLANCA INFINITY SKY**



(Page 58-59)

**CASABLANCA**



(Page 42-47)

**DALLAS / DALLAS CLEAR / DALLAS SKY**



(Page 60-61)

**DALLAS WALL-MOUNTED**

We have obtained a declaration of conformity for selected pool enclosures with the AFNOR NF P 90-309 standard (October 2007) issued by the accredited LNE testing laboratory in France.

# BERGEN

terrace enclosure



## SPECIFICATIONS

## BERGEN A

Maximum enclosed area <sup>2)</sup>	341,6 x 654 cm
Number of modules	2
External width	366,8 cm
External length	654 cm
External standard height	16,5 cm
Distance between the outer edges of the tracks	376,2 cm
Inner dimension between the edges of the tracks	341,6 cm
Standard height above ground <sup>1)</sup>	1 cm
Max. height above ground <sup>1)</sup>	4,5 cm
Thickness of optional boards	2-3 cm
Supporting profiles	ALBIXON BERGEN
Rail	Single-sided rail, walkable surface
Module blocking device	Lockable
Profile colour	Anthracite DB 703
Handle	Included (use optional)
Load capacity per m <sup>2</sup>	250 kg/m <sup>2</sup>
Accessories (optional)	5 cm polystyrene insulation, Kit to increase height
Transport dimensions (l x w x h)	418 x 91,5 x 83 cm (supporting structure), 235 x 91,5 x 73 cm (polystyrene), 391 x 75 x 73 cm

<sup>1)</sup> Indicates height of unevenness (e.g. decorative trim) that the enclosure can easily cover.

<sup>2)</sup> Covered area is the inner dimension between the tracks x the outer length of the enclosure.



Cedar

Teak

Palisander

Mahagon

Inox

Eben

# BERGEN

terrace enclosure



BERGEN



## BERGEN

We are delighted to introduce a fully-fledged mobile terrace that not only covers your pool, but thanks to its high rigidity and load-bearing capacity, also creates additional possibilities for activities and relaxation, thus allowing the full use of your garden all year round. Mobile terraces are enclosures for swimming pools, sunken hot tubs, home ponds and any other underground space. Our mobile terrace stands out in particular for its stability, safety and clean design.

### Swim by day, dance by night!

- ➔ 2-in-1 – pool cover and a terrace you can walk on
- ➔ High load capacity (250 kg/m<sup>2</sup>) and rigidity thanks to ALBIXON's specially developed aluminium profiles covered by an industrial protection
- ➔ Minimalist lockable stopper protected by a utility model
- ➔ It serves as thermal insulation of pool water
- ➔ Option of moving manually or remotely
- ➔ Possibility of using matching flooring for the terrace and pool area.
- ➔ For pools up to 3 x 6 meters

### High standard already in the basic model

- ➔ Possibility of using custom coverings with different thicknesses
- ➔ High load capacity and rigidity
- ➔ Fulfils the requirements for snow zone 5
- ➔ Minimalist design – single-track design
- ➔ Height variability


# SYDNEY / SYDNEY CLEAR

## series



# SYDNEY / SYDNEY CLEAR

## series



SYDNEY C  
SYDNEY BD  
SYDNEY BS/B  
SYDNEY A  
SYDNEY AS




SPECIFICATIONS SYD. AS SYD. CLEAR AS SYD. A SYD. CLEAR A SYD. BD SYD. CLEAR BD SYD. BS SYD. CLEAR BS SYD. B SYD. CLEAR B SYD. C SYD. CLEAR C

Maximum covered area <sup>3)</sup>	352,8 x 565 cm	352,8 x 646 cm	352,8 x 860 cm	402,8 x 752 cm	402,8 x 860 cm	452,8 x 860 cm						
Number of modules	3	3	3	3	4	4	4	4	4	4	4	4
Outer width "B"	386 cm	386 cm	386 cm	386 cm	400 cm	400 cm	450 cm	450 cm	450 cm	450 cm	500 cm	500 cm
Inner width "A"	358 cm	358 cm	358 cm	358 cm	358 cm	358 cm	408 cm	408 cm	408 cm	408 cm	458 cm	458 cm
Outer length "E"	565 cm	565 cm	646 cm	646 cm	860 cm	860 cm	752 cm	752 cm	860 cm	860 cm	860 cm	860 cm
Outer height "V"	48 cm	48 cm	48 cm	48 cm	54 cm	54 cm	56 cm	56 cm	56 cm	56 cm	58 cm	58 cm
Distance between the outer edges of the tracks	395,4 cm	395,4 cm	395,4 cm	395,4 cm	409,4 cm	409,4 cm	459,4 cm	459,4 cm	459,4 cm	459,4 cm	509,4 cm	509,4 cm
Inner dimension between the edges of the tracks	352,8 cm	352,8 cm	352,8 cm	352,8 cm	352,8 cm	352,8 cm	402,8 cm	402,8 cm	402,8 cm	402,8 cm	452,8 cm	452,8 cm
Side entrance	X	X	X	X	X	X	X	X	X	X	X	X
Module panels	PK8 <sup>1)</sup>	PK4 <sup>2)</sup>	PK8 <sup>1)</sup>	PK4 <sup>2)</sup>	PK8 <sup>1)</sup>	PK4 <sup>2)</sup>	PK8 <sup>1)</sup>	PK4 <sup>2)</sup>	PK8 <sup>1)</sup>	PK4 <sup>2)</sup>	PK8 <sup>1)</sup>	PK4 <sup>2)</sup>
Front head	fixed	fixed	fixed	fixed	fixed	fixed	fixed	fixed	fixed	fixed	fixed	fixed
Front head panels	PK4 <sup>2)</sup>	PK4 <sup>2)</sup>	PK4 <sup>2)</sup>	PK4 <sup>2)</sup>	PK4 <sup>2)</sup>	PK4 <sup>2)</sup>	PK4 <sup>2)</sup>	PK4 <sup>2)</sup>	PK4 <sup>2)</sup>	PK4 <sup>2)</sup>	PK4 <sup>2)</sup>	PK4 <sup>2)</sup>
Rear head	fixed	fixed	fixed	fixed	fixed	fixed	fixed	fixed	fixed	fixed	fixed	fixed
Rear head panels	PK4 <sup>2)</sup>	PK4 <sup>2)</sup>	PK4 <sup>2)</sup>	PK4 <sup>2)</sup>	PK4 <sup>2)</sup>	PK4 <sup>2)</sup>	PK4 <sup>2)</sup>	PK4 <sup>2)</sup>	PK4 <sup>2)</sup>	PK4 <sup>2)</sup>	PK4 <sup>2)</sup>	PK4 <sup>2)</sup>
Raised lower edge of heads	6.7 cm	6.7 cm	6.7 cm	6.7 cm	6.7 cm	6.7 cm	6.7 cm	6.7 cm	6.7 cm	6.7 cm	6.7 cm	6.7 cm
Supporting profiles	L	L	L	L	L	L	L	L	L	L	L+	L+
Track	AIR single-sided, only 1 rail											
Module locking	lockable											
Colour	Anthracite DB 703											
BOX package size	445 x 48 x 127 cm	445 x 48 x 127 cm	561 x 55 x 127 cm	561 x 55 x 127 cm	561 x 55 x 127 cm	561 x 55 x 127 cm	561 x 55 x 127 cm	561 x 55 x 127 cm	561 x 55 x 127 cm	561 x 55 x 127 cm	561 x 55 x 127 cm	561 x 55 x 127 cm
BOX package weight	325 kg	395 kg	340 kg	420 kg	470 kg	550 kg	465 kg	570 kg	490 kg	610 kg	520 kg	652 kg

<sup>1)</sup> PK8 = Transparent channel polycarbonate with a thickness of 8 mm with UV protection.

<sup>2)</sup> PK4 = Transparent clear polycarbonate with a thickness of 4 mm with UV protection.

<sup>3)</sup> Covered area is the inner dimension between the tracks x the outer length of the enclosure.



Anthracite DB 703

### SYDNEY / SYDNEY CLEAR

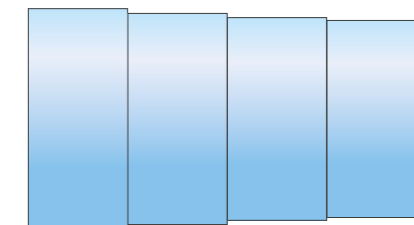
SYDNEY – this is a design enclosure that we have developed for you in cooperation with automotive designers. **You don't have to be an expert to appreciate the ultra-low profile, elegant curves and the unique look.**

### Fewer rails, more comfort!

For maximum ergonomics, the SYDNEY enclosure is equipped with only one slim track onto which only the largest module is mounted. The other modules are rail-less. The guide rail can be installed on the left or right (when looking at the largest module from the front). The rail is not sunk into the ground. The SYDNEY enclosure is too low for swimming underneath it, therefore we recommend extending the track by minimum length of 250 cm.

### Main advantages of the ALBIXON BOX

- ➔ Available on a short lead time
- ➔ Quick and easy installation
- ➔ Packaging variability



Possibility of choosing the location of the guide rail left/right.

Enclosure side made of noble aluminium with elegant lines and integrated guide system.

Compact polycarbonate with a thickness of 4 mm or channel polycarbonate with a thickness of 8 mm. Both options with UVprotection.

quick & easy  
**ALBIXON BOX**

# SYDNEY MINI


series



SPECIFICATIONS	SYDNEY CLEAR XS	SYDNEY XS	SYDNEY CLEAR MS	SYDNEY MS
----------------	-----------------	-----------	-----------------	-----------

Maximum covered area <sup>3)</sup>	352,8 x 379 cm	352,8 x 379 cm	352,8 x 433 cm	352,8 x 433 cm
Number of modules	2	2	2	2
Outer width "B"	372 cm	372 cm	372 cm	372 cm
Inner width "A"	358 cm	358 cm	358 cm	358 cm
Outer length "E"	379 cm	379 cm	433 cm	433 cm
Outer height "V"	42 cm	42 cm	42 cm	42 cm
Distance between the outer edges of the tracks	381,4 cm	381,4 cm	381,4 cm	381,4 cm
Inner dimension between the edges of the tracks	352,8 cm	352,8 cm	352,8 cm	352,8 cm
Side entrance	X	X	X	X
Module panels	PK4 <sup>2)</sup>	PK8 <sup>1)</sup>	PK4 <sup>2)</sup>	PK8 <sup>1)</sup>
Front head	fixed	fixed	fixed	fixed
Front head panels	PK4 <sup>2)</sup>	PK4 <sup>2)</sup>	PK4 <sup>2)</sup>	PK4 <sup>2)</sup>
Rear head	fixed	fixed	fixed	fixed
Rear head panels	PK4 <sup>2)</sup>	PK4 <sup>2)</sup>	PK4 <sup>2)</sup>	PK4 <sup>2)</sup>
Raised lower edge of heads	6.7 cm	6.7 cm	6.7 cm	6.7 cm
Supporting profiles	L	L	L	L
Track	AIR single-sided, only 1 rail			
Module locking	lockable	lockable	lockable	lockable
Colour	Anthracite DB 703	Anthracite DB 703	Anthracite DB 703	Anthracite DB 703
BOX package size	-	-	445 x 48 x 127 cm	445 x 48 x 127 cm


- <sup>1)</sup> PK8 = Transparent channel polycarbonate with a thickness of 8 mm with UV protection.  
<sup>2)</sup> PK4 = Transparent clear polycarbonate with a thickness of 4 mm with UV protection.  
<sup>3)</sup> Covered area is the inner dimension between the tracks x the outer length of the enclosure.



Anthracite DB 703

# SYDNEY MINI

series



## SYDNEY MINI

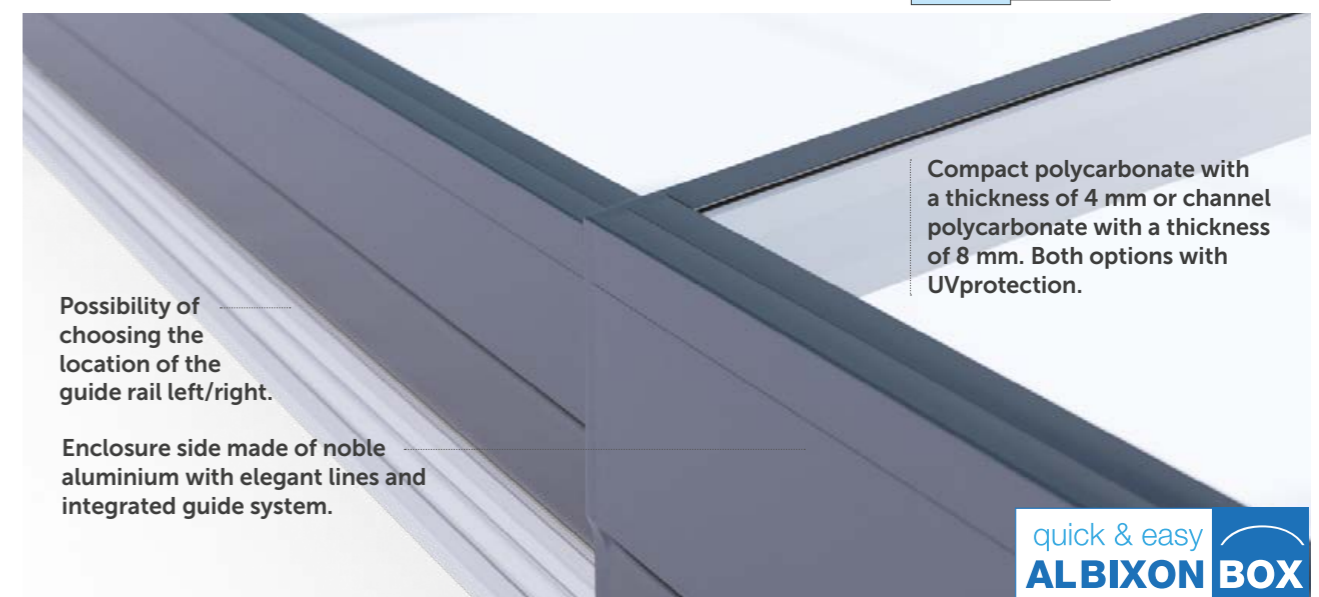
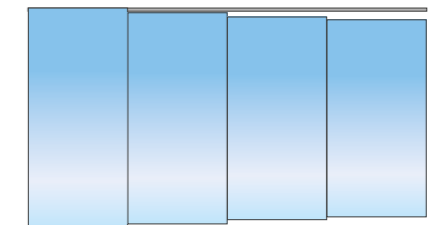
Designer enclosure for mini pools, developed in collaboration with automotive industry designers. Connoisseurs and newcomers alike will appreciate the ultra-low profile, elegant curves, and unique appearance.

### Fewer tracks, more comfort!

For maximum ergonomics, the Sydney enclosure is equipped with only one guide rail along which the largest module moves. The other modules are trackless. The guide rail can be positioned on the left or right (when viewing the largest module from the front). The rail is not recessed into the ground.

### Main advantages of the ALBIXON BOX

- ➔ Available on a short lead time
- ➔ Quick and easy installation
- ➔ Packaging variability



Possibility of choosing the location of the guide rail left/right.

Enclosure side made of noble aluminium with elegant lines and integrated guide system.

Compact polycarbonate with a thickness of 4 mm or channel polycarbonate with a thickness of 8 mm. Both options with UVprotection.



# CASABLANCA INFINITY

series



# CASABLANCA INFINITY

series



## SPECIFICATIONS

### CASABLANCA INFINITY A

### CASABLANCA INFINITY B

Maximum covered area <sup>5)</sup>	356,8 x 646 cm	452,8 x 860 cm
Number of modules	3	4
Outer width "B"	390 cm	500 cm
Inner width "A"	362 cm	458 cm
Outer length "E"	646 cm	860 cm
Outer height "V"	55 cm	70 cm
Distance between the outer edges of the tracks	399,4 cm	509,4 cm
Inner dimension between the edges of the tracks	356,8 cm	452,8 cm
Side entrance	✓	✓
Module panels	PK4 <sup>1)</sup>	PK4 <sup>1)</sup>
Front head	removable	removable
Front head panels	PK4 <sup>1)</sup>	PK4 <sup>1)</sup>
Rear head	fixed	fixed
Rear head panels	PK4 <sup>1)</sup>	PK4 <sup>1)</sup>
Raised lower edge of heads	10 cm	10 cm
Supporting profiles	L+	L+
Track	AIR double-sided/single-sided <sup>2)</sup>	AIR double-sided/single-sided <sup>2)</sup>
Module locking	lockable <sup>3)</sup>	lockable <sup>3)</sup>
Colour	Anthracite DB 703	Anthracite DB 703
BOX package size	445 x 48 x 127 cm	561 x 55 x 127 cm
BOX package weight	440 kg / 415 kg <sup>4)</sup>	675 kg / 650 kg <sup>4)</sup>


<sup>1)</sup> PK4 = transparent solid polycarbonate with a thickness of 4 mm with UV protection.

<sup>2)</sup> The left/right position of the track is determined when looking at the largest module from the front. The track is not sunk into the ground. Each module has its own track.

<sup>3)</sup> The enclosure with a single-sided rail is equipped with lockable stoppers on the rail-less side.

<sup>4)</sup> Weights: double-rail version/single-rail version.

<sup>5)</sup> Covered area is the inner dimension between the tracks x the outer length of the enclosure.



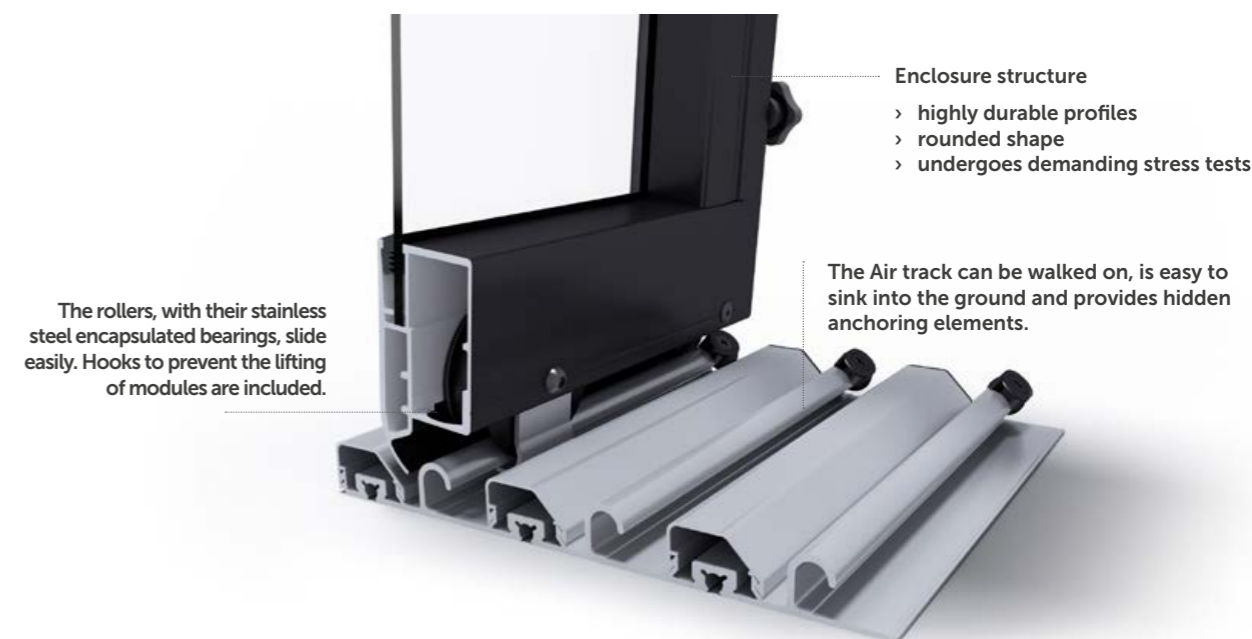
Anthracite DB 703

## CASABLANCA INFINITY

If you are intrigued by discreet and sophisticated shapes, CASABLANCA INFINITY is just the thing for you! This low enclosure, which makes a very discreet first impression in the garden, hides many secrets to attract everybody's attention. **Its angular clear panel material, futuristic design and low Air rails are proof of this.**

## Main advantages of the ALBIXON BOX

- ➔ Available on a short lead time
- ➔ Quick and easy installation
- ➔ Packaging variability



# CASABLANCA INFINITY

custom (2 rails)



CUSTOM CASABLANCA INFINITY – POSSIBLE DIMENSIONS

outer width up to (cm)	profile type	minimum height for the specified number of modules (cm)						
		1 module	2 modules	3 modules	4 modules	5 modules	6 modules	7 modules
151–200	L	38	44	50	56	62	68	74
250	L	42	48	54	60	66	72	78
300	L	45	51	57	63	69	75	81
350	L	48	54	60	66	72	78	84
400	L	51	57	63	69	75	81	87
450	L	55	61	67	73	79	85	91
500	L	58	64	70	76	82	88	94
550	L+	61	67	73	79	85	91	97
600	L+	65	71	77	83	89	95	101
650	XL	81	91	101	110	120	128	137
700	XL	85	94	104	113	123	132	140
750	XL	88	98	107	117	126	135	143
800	XL	91	101	110	120	130	138	147
850	XL	95	104	114	123	133	141	150

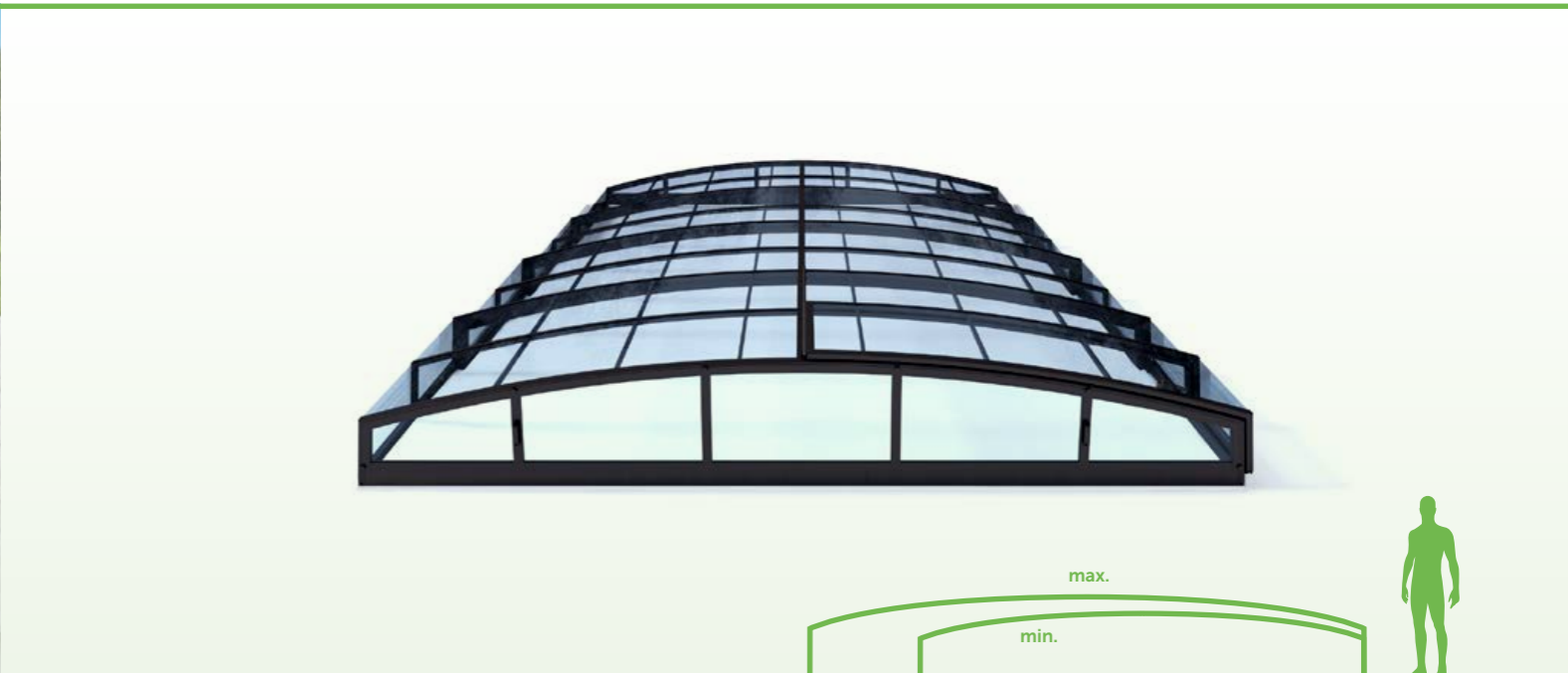
**Panels:**  
**PK4** = Transparent solid polycarbonate, clear/smoky, thickness of 4 mm with UV protection.



According to the current sample book

# CASABLANCA INFINITY without rails

custom



CUSTOM CASABLANCA WITHOUT RAILS – POSSIBLE DIMENSIONS

outer width up to (cm)	profile type	minimum height for the specified number of modules (cm)						
		1 module	2 modules	3 modules	4 modules	5 modules	6 modules	7 modules
151–200	L+	33	39	46	52	58	65	71
250	L+	35	41	48	54	60	67	73
300	L+	37	43	50	56	63	69	75
350	L+	39	46	52	58	65	71	78
400	L+	41	48	54	61	67	73	80
450	L+	44	50	56	63	69	76	82

**Panels:**  
**PK4** = Transparent solid polycarbonate, clear/smoky, thickness of 4 mm with UV protection.

Optional single-rail version with the rail on the left/right side for each enclosure module. The left/right position of the rail is determined when looking at the largest enclosure module from the front.

- Custom production options**
- ➔ Custom dimensions of enclosure
  - ➔ Selection of the panel colour
  - ➔ The position of the doors should be consulted with the manufacturer first
  - ➔ Completely individual configuration
  - ➔ Choice of more than 40 colours and patterns of the supporting structure

# CASABLANCA INFINITY SKY series



## SPECIFICATIONS

### CASABLANCA INFINITY SKY A


### CASABLANCA INFINITY SKY B

Maximum covered area <sup>3)</sup>	356,8 x 642 cm	452,8 x 854 cm
Number of modules	3	4
Outer width "B"	390 cm	500 cm
Inner width "A"	362 cm	458 cm
Outer length "E"	642 cm	854 cm
Outer height "V"	55 cm	70 cm
Distance between the outer edges of the tracks	399,4 cm	509,4 cm
Inner dimension between the edges of the tracks	356,8 cm	452,8 cm
Side entrance	✓	✓
Module panels	PK4 <sup>1)</sup>	PK4 <sup>1)</sup>
Front head	removable	removable
Front head panel	PK4 <sup>1)</sup>	PK4 <sup>1)</sup>
Rear head	fixed	fixed
Rear head panel	PK4 <sup>1)</sup>	PK4 <sup>1)</sup>
Raised lower edge of heads	10 cm	10 cm
Supporting profiles	L+	L+
Track	AIR double-sided	AIR double-sided
Module locking	lockable <sup>2)</sup>	lockable <sup>2)</sup>
Colour	Anthracite DB 703	Anthracite DB 703
BOX package size	248 x 95 x 416 cm	248 x 110 x 526 cm
BOX package weight	680 kg	985 kg

<sup>1)</sup> PK4 = Transparent clear polycarbonate with a thickness of 4 mm with UV protection.

<sup>2)</sup> The enclosure is equipped with lockable module mechanisms.

<sup>3)</sup> Covered area is the inner dimension between the tracks x the outer length of the enclosure.



Anthracite DB 703

# CASABLANCA INFINITY SKY series

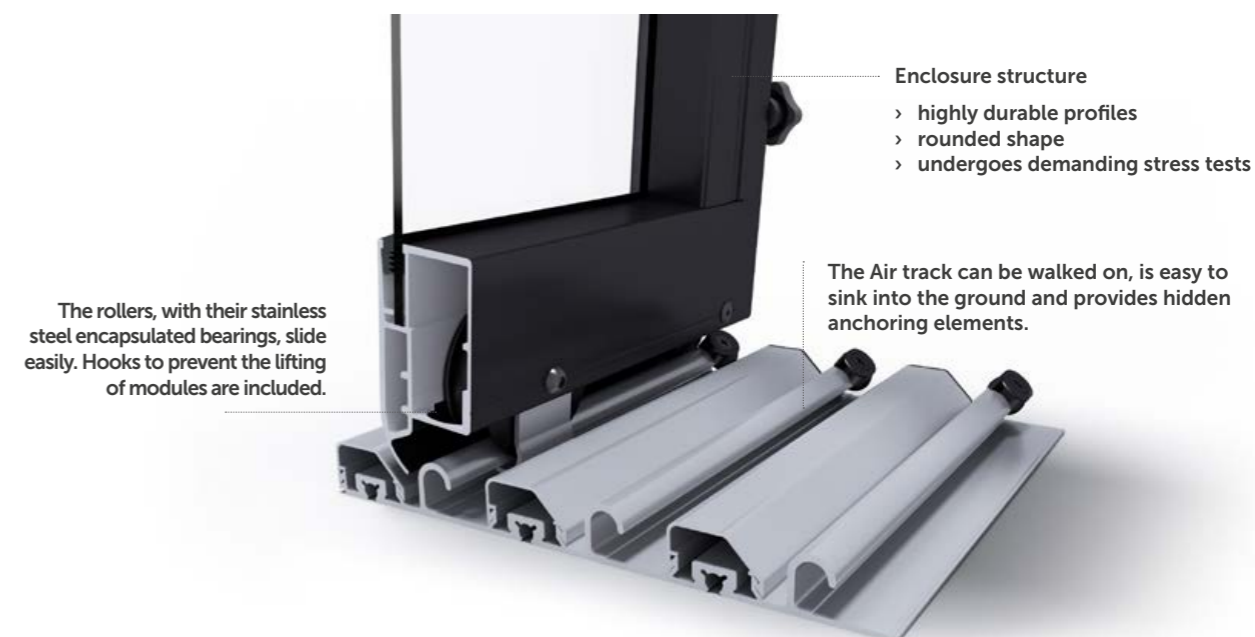


## CASABLANCA INFINITY SKY

If you are drawn to subtle shapes, CASABLANCA INFINITY is the one for you! This low enclosure, which appears inconspicuous in the garden at first glance, holds many surprises that will capture everyone's attention. The angled clear glazing, futuristic look, and low-profile AIR tracks are proof of its quality. Now with an even airier and more elegant look in the SKY version.

## Main advantages of the ALBIXON BOX

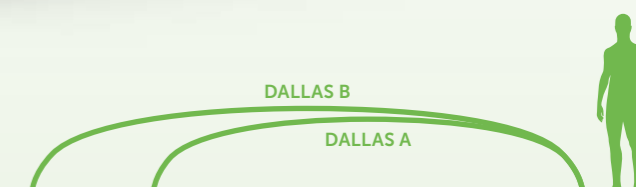
- ➔ Available on a short lead time
- ➔ Quick and easy installation
- ➔ Packaging variability



# DALLAS / DALLAS CLEAR series




# DALLAS / DALLAS CLEAR series



## SPECIFICATIONS

	DALLAS A	DALLAS CLEAR A	DALLAS B	DALLAS CLEAR B
Maximum covered area <sup>3)</sup>	373,8 x 646 cm	373,8 x 646 cm	472,8 x 860 cm	472,8 x 860 cm
Number of modules	3	3	4	4
Outer width "B"	407 cm	407 cm	520 cm	520 cm
Inner width "A"	379 cm	379 cm	478 cm	478 cm
Outer length "E"	646 cm	646 cm	860 cm	860 cm
Outer height "V"	82 cm	82 cm	100 cm	100 cm
Distance between the outer edges of the tracks	416,4 cm	416,4 cm	529,4 cm	529,4 cm
Inner dimension between the edges of the tracks	373,8 cm	373,8 cm	472,8 cm	472,8 cm
Side entrance	✓	✓	✓	✓
Module panels	PK8 <sup>1)</sup>	PK4 <sup>2)</sup>	PK8 <sup>1)</sup>	PK4 <sup>2)</sup>
Front head	removable	removable	removable	removable
Front head panel	PK8 <sup>1)</sup>	PK4 <sup>2)</sup>	PK8 <sup>1)</sup>	PK4 <sup>2)</sup>
Rear head	fixed	fixed	fixed	fixed
Rear head panel	PK8 <sup>1)</sup>	PK4 <sup>2)</sup>	PK8 <sup>1)</sup>	PK4 <sup>2)</sup>
Raised lower edge of heads	10 cm	10 cm	10 cm	10 cm
Supporting profiles	M	M	L	L
Track	AIR double-sided	AIR double-sided	AIR double-sided	AIR double-sided
Module locking	lockable			
Colour	Silver, Anthracite DB 703			
BOX package size	445 x 48 x 127 cm	445 x 48 x 127 cm	561 x 55 x 127 cm	561 x 55 x 127 cm
BOX package weight	310 kg	420 kg	480 kg	650 kg

<sup>1)</sup> PK8 = Transparent channel polycarbonate with a thickness of 8 mm with UV protection.  
<sup>2)</sup> PK4 = Transparent solid polycarbonate with a thickness of 4 mm with UV protection.  
<sup>3)</sup> Covered area is the inner dimension between the tracks x the outer length of the enclosure. Applies when the edge of the pool is up to 3 cm above ground level. Contact your dealer if the edge of the pool is raised higher.



## DALLAS / DALLAS CLEAR

If you like round shapes and graceful curves, the DALLAS pool enclosure is the best solution for you. Thanks to its elegant design, this enclosure is one of the most popular shapes and fits into any garden.

## Main advantages of the ALBIXON BOX

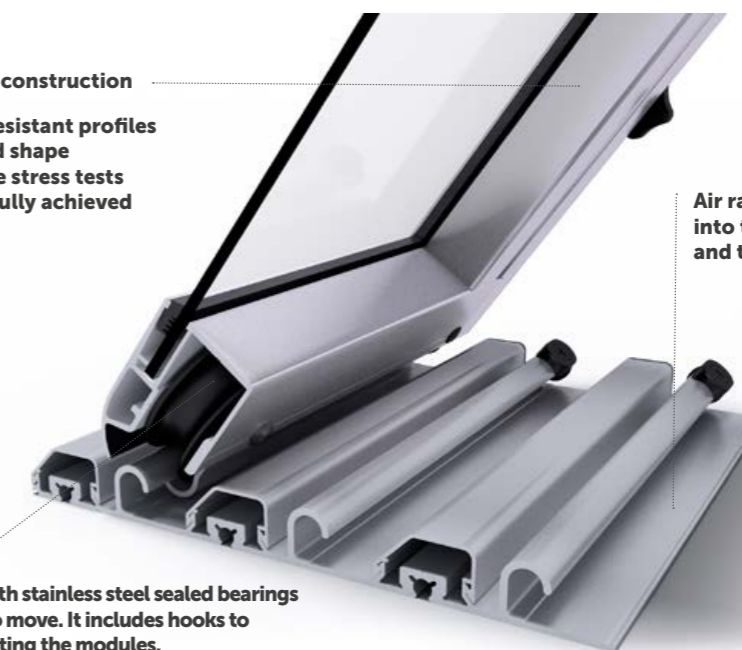
- ➔ Available on a short lead time
- ➔ Quick and easy installation
- ➔ Packaging variability

## Enclosure construction

- › Highly resistant profiles
- › Rounded shape
- › Intensive stress tests successfully achieved

Air rails are easy to embed into the ground, are fully walkable and the anchoring elements are hidden.

Wheels with stainless steel sealed bearings are easy to move. It includes hooks to prevent lifting the modules.



# DALLAS / DALLAS CLEAR

custom



CUSTOM DALLAS/DALLAS CLEAR – POSSIBLE DIMENSIONS

outer width up to (cm)	profile type	minimum height for the specified number of modules (cm)						
		1 module	2 modules	3 modules	4 modules	5 modules	6 modules	7 modules
301-350	M	65	70	76	81	87	-	-
351-400	M	69	74	79	84	90	95	101
401-450	M	74	79	83	88	93	99	104
451-500	L	81	85	89	94	98	103	108
501-550	L	88	92	96	100	105	109	114
551-600	L+	98	101	105	108	112	116	121
601-650	XL	136	144	153	162	171	180	189
651-700	XL	141	149	157	165	174	182	191
701-750	XL	146	154	162	170	178	186	194
751-800	XL	153	160	167	175	183	191	199

#### Panels:

**PK4** = Transparent solid polycarbonate, clear/smoky, with a thickness of 4 mm with UV protection – for all profiles used.  
**PK8** = Cellular polycarbonate with a thickness of 8 mm, transparent / grey, with UV protection – for L and L+ profiles.  
**PK10** = Tube clear/smoke polycarbonate with a thickness of 10 mm with UV protection – for XL profiles. In the case of XL profiles, the heads are always made of PK 8-mm or PK4 panels.


Enclosures with XL profiles have Standard XL tracks.



According to the current sample book

# DALLAS / DALLAS CLEAR

custom



#### Custom production options

- ➔ Custom dimensions of enclosure
- ➔ Selection of the panel colour
- ➔ The position of the doors should be consulted with the manufacturer first
- ➔ Completely individual configuration
- ➔ Choice of more than 40 colours and patterns of the supporting structure

#### Enclosure construction

- > Highly resistant profiles
- > Rounded shape
- > Intensive stress tests successfully achieved

Air rails are easy to embed into the ground, are fully walkable and the anchoring elements are hidden.

Wheels with stainless steel sealed bearings are easy to move. It includes hooks to prevent lifting the modules.

# DALLAS SKY CLEAR

series




SPECIFICATIONS      DALLAS SKY CLEAR A      DALLAS SKY CLEAR B

Maximum covered area <sup>2)</sup>	373,8 x 642 cm	472,8 x 854 cm
Number of modules	3	4
Outer width "B"	407 cm	520 cm
Inner width "A"	379 cm	478 cm
Outer length "E"	642 cm	854 cm
Outer height "V"	82 cm	100 cm
Distance between the outer edges of the tracks	416,4 cm	529,4 cm
Inner dimension between the edges of the tracks	373,8 cm	472,8 cm
Side entrance	✓	✓
Module panels	PK4 <sup>1)</sup>	PK4 <sup>1)</sup>
Front head	removable	removable
Front head panel	PK4 <sup>1)</sup>	PK4 <sup>1)</sup>
Rear head	fixed	fixed
Rear head panel	PK4 <sup>1)</sup>	PK4 <sup>1)</sup>
Raised lower edge of heads	10 cm	10 cm
Supporting profiles	M	L
Track	AIR double-sided	AIR double-sided
Module locking	lockable	lockable
Colour	Silver, Anthracite DB 703	Silver, Anthracite DB 703
BOX package size	248 x 123 x 423 cm	248 x 137 x 537 cm
BOX package weight	770 kg	1062 kg

<sup>1)</sup> PK4 = Transparent clear polycarbonate with a thickness of 4 mm with UV protection.

<sup>2)</sup> Covered area is the inner dimension between the tracks x the outer length of the enclosure.



Silver

Anthracite DB 703

# DALLAS SKY CLEAR

series



DALLAS SKY B

DALLAS SKY A



## DALLAS SKY CLEAR

The combination of refined, elegant curves and clean planes gives the Dallas enclosure the hallmark of a top-tier model that will appeal to everyone. Its rounded sides, transitioning into a characteristic central section, together create an impressive interior space while maintaining minimal external dimensions. The sophisticated Dallas simply suits any garden, while the absence of a central arch—typical of the SKY model—further accentuates its elegant appearance and open sense of space.

## Main advantages of the ALBIXON BOX

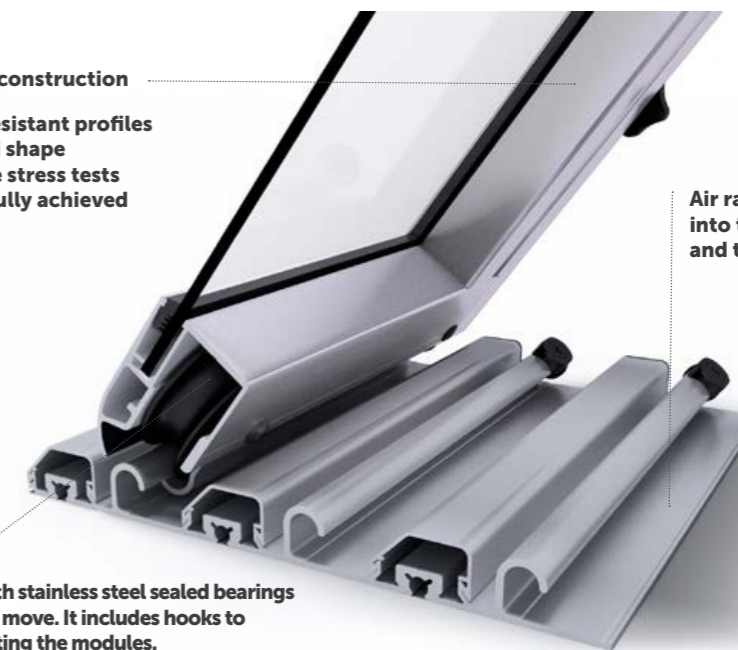
- ➔ Available on a short lead time
- ➔ Quick and easy installation
- ➔ Packaging variability

### Enclosure construction

- › Highly resistant profiles
- › Rounded shape
- › Intensive stress tests successfully achieved

Air rails are easy to embed into the ground, are fully walkable and the anchoring elements are hidden.

Wheels with stainless steel sealed bearings are easy to move. It includes hooks to prevent lifting the modules.



quick & easy  
**ALBIXON BOX**

# KLASIK PRO / KLASIK PRO CLEAR series




# KLASIK PRO / KLASIK PRO CLEAR series



## SPECIFICATIONS

	KLASIK PRO B	KLASIK PRO CLEAR B
Maximum covered area <sup>3)</sup>	423,8 x 860 cm	423,8 x 860 cm
Number of modules	4	4
Outer width "B"	471 cm	471 cm
Inner width "A"	429 cm	429 cm
Outer length "E"	860 cm	860 cm
Outer height "V"	100 cm	100 cm
Distance between the outer edges of the tracks	480,4 cm	480,4 cm
Inner dimension between the edges of the tracks	423,8 cm	423,8 cm
Side entrance	✓	✓
Module panels	PK8 <sup>1)</sup>	PK4 <sup>2)</sup>
Front head	removable	removable
Front head panel	PK8 <sup>1)</sup>	PK4 <sup>2)</sup>
Rear head	fixed	fixed
Rear head panel	PK8 <sup>1)</sup>	PK4 <sup>2)</sup>
Raised lower edge of heads	10 cm	10 cm
Supporting profiles	L	L
Track	AIR double-sided	AIR double-sided
Module locking	lockable	lockable
Colour	Anthracite DB 703	Anthracite DB 703
BOX package size	561 x 55 x 127 cm	561 x 55 x 127 cm
BOX package weight	470 kg	610 kg

<sup>1)</sup> PK8 = Transparent channel polycarbonate with a thickness of 8 mm with UV protection.  
<sup>2)</sup> PK4 = Transparent clear polycarbonate with a thickness of 4 mm with UV protection.  
<sup>3)</sup> Covered area is the inner dimension between the tracks x the outer length of the enclosure. Applies when the edge of the pool is up to 3 cm above ground level. Contact your dealer if the edge of the pool is raised higher.



Anthracite DB 703

## KLASIK PRO / KLASIK PRO CLEAR

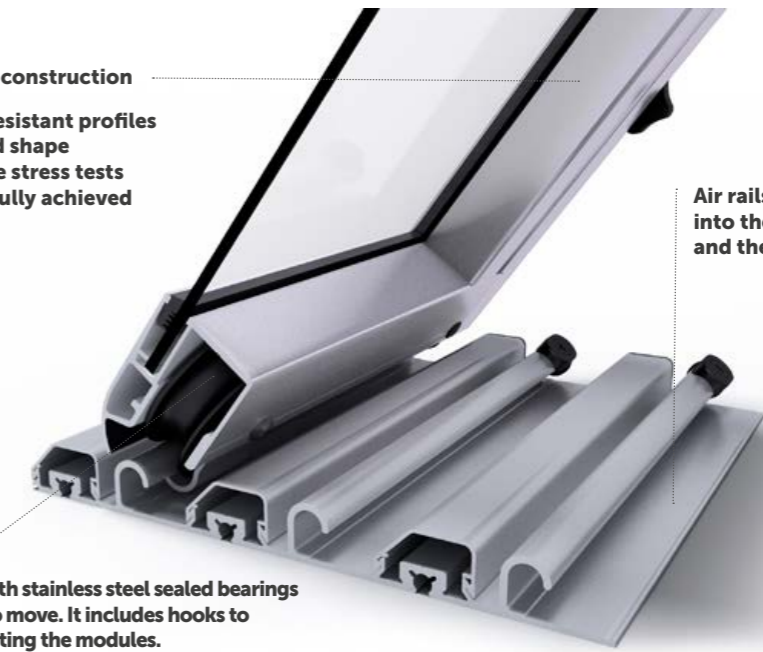
We would like to present to you a model from the ALBIXON BOX series, the KLASIK PRO enclosure. Just to avoid confusion, this is really a KLASIK enclosure. Large enclosed area, minimum height, maximum resistance to snow load, easy and fast installation – these are the significant advantages of the KLASIK PRO enclosure. What you will appreciate is the low profile and elegant lines.

## Main advantages of the ALBIXON BOX

- ➔ Available on a short lead time
- ➔ Quick and easy installation
- ➔ Packaging variability

### Enclosure construction

- > Highly resistant profiles
- > Rounded shape
- > Intensive stress tests successfully achieved



Air rails are easy to embed into the ground, are fully walkable and the anchoring elements are hidden.

Wheels with stainless steel sealed bearings are easy to move. It includes hooks to prevent lifting the modules.



# KLASIK / KLASIK CLEAR


series



SPECIFICATIONS    KLASIK S    KLAS. CLEAR S    KLASIKA    KLAS. CLEAR A    KLASIK B    KLAS. CLEAR B    KLASIK C    KLAS. CLEAR C    KLASIK D    KLAS. CLEAR D

Maximum covered area <sup>3)</sup>	341,8 x 433 cm		327,8 x 646 cm		423,8 x 860 cm		509,8 x 1 073 cm		574,8 x 1286 cm		
Number of modules	2	2	3	3	4	4	5	5	6	6	
Outer width "B"	361 cm	361 cm	361 cm	361 cm	471 cm	471 cm	571 cm	571 cm	650 cm	650 cm	
Inner width "A"	347 cm	347 cm	333 cm	333 cm	429 cm	429 cm	515 cm	515 cm	580 cm	580 cm	
Outer length "E"	433 cm	433 cm	646 cm	646 cm	860 cm	860 cm	1 073 cm	1 073 cm	1 286 cm	1 286 cm	
Outer height "V"	100 cm	100 cm	100 cm	100 cm	130 cm	130 cm	155 cm	155 cm	175 cm	175 cm	
Distance between the outer edges of the tracks	370,4 cm	370,4 cm	370,4 cm	370,4 cm	480,4 cm	480,4 cm	580,4 cm	580,4 cm	659,4 cm	659,4 cm	
Inner dimension between the edges of the tracks	341,8 cm	341,8 cm	327,8 cm	327,8 cm	423,8 cm	423,8 cm	509,8 cm	509,8 cm	574,8 cm	574,8 cm	
Side entrance	✓	✓	✓	✓	✓	✓	✓	✓	✓	✓	
Module panels	PK8 <sup>1)</sup>	SAN <sup>2)</sup>	PK8 <sup>1)</sup>	SAN <sup>2)</sup>	PK8 <sup>1)</sup>	SAN <sup>2)</sup>	PK8 <sup>1)</sup>	SAN <sup>2)</sup>	PK8 <sup>1)</sup>	SAN <sup>2)</sup>	
Front head	removable	removable	removable	removable	removable	removable	removable	removable	removable	removable	
Front head panel	PK8 <sup>1)</sup>	SAN <sup>2)</sup>	PK8 <sup>1)</sup>	SAN <sup>2)</sup>	PK8 <sup>1)</sup>	SAN <sup>2)</sup>	PK8 <sup>1)</sup>	SAN <sup>2)</sup>	PK8 <sup>1)</sup>	SAN <sup>2)</sup>	
Rear head	fixed	fixed	fixed	fixed	fixed	fixed	fixed	fixed	fixed	fixed	
Rear head panel	PK8 <sup>1)</sup>	SAN <sup>2)</sup>	PK8 <sup>1)</sup>	SAN <sup>2)</sup>	PK8 <sup>1)</sup>	SAN <sup>2)</sup>	PK8 <sup>1)</sup>	SAN <sup>2)</sup>	PK8 <sup>1)</sup>	SAN <sup>2)</sup>	
Raised lower edge of heads	10 cm	10 cm	10 cm	10 cm	10 cm	10 cm	10 cm	10 cm	10 cm	10 cm	
Supporting profiles	M	M	M	M	M	M	L	L	L	L	
Track	AIR double-sided										
Module locking	lockable										
Colour	Anthracite DB 703				Silver, Anthracite DB 703				Anthracite DB 703		
BOX package size	430 x 41 x 157 cm				563 x 47 x 188 cm				606 x 61 x 175 cm		680x73x200 cm
BOX package weight	240 kg	300 kg	290 kg	380 kg	470 kg	600 kg	680 kg	920 kg	880 kg	1 220 kg	

<sup>1)</sup> PK8 = Transparent channel polycarbonate with a thickness of 8 mm with UV protection.  
<sup>2)</sup> SAN = Transparent panel with a thickness of 4 mm.  
<sup>3)</sup> Covered area is the inner dimension between the tracks x the outer length of the enclosure. Applies when the edge of the pool is up to 3 cm above ground level. Contact your dealer if the edge of the pool is raised higher.



Silver    Anthracite DB 703

# KLASIK / KLASIK CLEAR

series



## KLASIK / KLASIK CLEAR

An enclosure of medium height suitable for everyone, a traditional product you will never stop enjoying... that is our KLASIK enclosure. Choose an enclosure that will serve you for many years.

## Main advantages of the ALBIXON BOX

- ➔ Available on a short lead time
- ➔ Quick and easy installation
- ➔ Packaging variability

## Enclosure construction

- > Highly resistant profiles
- > Rounded shape
- > Intensive stress tests successfully achieved

Air rails are easy to embed into the ground, are fully walkable and the anchoring elements are hidden.

Wheels with stainless steel sealed bearings are easy to move. It includes hooks to prevent lifting the modules.



# KLASIK / KLASIK CLEAR

custom



CUSTOM KLASIK/KLASIK CLEAR – POSSIBLE DIMENSIONS

outer width up to (cm)	profile type	minimum height for specified number of modules (cm)						
		1 module	2 modules	3 modules	4 modules	5 modules	6 modules	7 modules
251-300	M	80	85	85	90	95	95	100
350	M	90	95	100	100	105	105	110
400	M	105	105	110	110	115	115	120
450	M	115	115	120	120	125	130	130
500	M	125	125	130	135	135	140	140
550	L	135	140	140	145	145	150	150
600	L	145	150	150	155	155	160	160
650	L	160	160	165	165	170	170	175
700	XL	185	205	205	220	225	225	230
750	XL	195	220	230	235	235	240	245
800	XL	210	230	235	245	250	255	260
850	XL	245	250	255	260	265	270	270
900	XL	260	265	270	270	275	280	280

#### Panels:

**PK4** = Transparent solid polycarbonate, clear/smoky, with a thickness of 4 mm with UV protection – for all profiles used.

**PK8** = Cellular polycarbonate with a thickness of 8 mm, transparent / grey, with UV protection – for L profiles.

**PK10** = Tube clear/smoke polycarbonate with a thickness of 10 mm with UV protection – for XL profiles. In the case of XL profiles, the heads are always made of PK 8-mm or PK4 panels.


**SAN** = Transparent panel with a thickness of 4 mm.



According to the current sample book

# KLASIK / KLASIK CLEAR

custom



#### Custom production options

- ➔ Custom dimensions of enclosure
- ➔ Selection of the panel colour
- ➔ The position of the doors should be consulted with the manufacturer first
- ➔ Completely individual configuration
- ➔ Choice of more than 40 colours and patterns of the supporting structure

#### Enclosure construction

- > Highly resistant profiles
- > Rounded shape
- > Intensive stress tests successfully achieved

Air rails are easy to embed into the ground, are fully walkable and the anchoring elements are hidden.

Wheels with stainless steel sealed bearings are easy to move. It includes hooks to prevent lifting the modules.

# KLASIK SKY CLEAR

series



# KLASIK SKY CLEAR

series



SPECIFICATIONS	KLASIK SKY CLEAR A	KLASIK SKY CLEAR B	KLASIK SKY CLEAR C
Maximum covered area <sup>2)</sup>	327,8 x 642 cm	423,8 x 854 cm	509,8 x 1066 cm
Number of modules	3	4	5
Outer width "B"	361 cm	471 cm	571 cm
Inner width "A"	333 cm	429 cm	515 cm
Outer length "E"	642 cm	854 cm	1 066 cm
Outer height "V"	100 cm	130 cm	155 cm
Distance between the outer edges of the tracks	370,4 cm	480,4 cm	580,4 cm
Inner dimension between the edges of the tracks	327,8 cm	423,8 cm	509,8 cm
Side entrance	✓	✓	✓
Module panels	SAN <sup>1)</sup>	SAN <sup>1)</sup>	SAN <sup>1)</sup>
Front head	removable	removable	removable
Front head panel	SAN <sup>1)</sup>	SAN <sup>1)</sup>	SAN <sup>1)</sup>
Rear head	fixed	fixed	fixed
Rear head panel	SAN <sup>1)</sup>	SAN <sup>1)</sup>	SAN <sup>1)</sup>
Raised lower edge of heads	10 cm	10 cm	10 cm
Supporting profiles	M	M	L
Track	AIR double-sided	AIR double-sided	AIR double-sided
Module locking	lockable	lockable	lockable
Colour	Silver, Anthracite DB 703	Silver, Anthracite DB 703	Silver, Anthracite DB 703
BOX package size	248 x 137 x 378 cm	248 x 166 x 484 cm	248 x 195 x 587 cm
BOX package weight	716 kg	1 088 kg	1 662 kg

<sup>1)</sup> SAN = Transparent panel with a thickness of 4 mm.

<sup>2)</sup> Covered area is the inner dimension between the tracks x the outer length of the enclosure.



Silver

Anthracite DB 703

## KLASIK SKY CLEAR

The KLASIK enclosure transforms your pool into a timeless accessory that never goes out of style. Its signature rounded shape and affordability rightly make this model one of the most well-known and popular types of enclosures, not only locally but throughout Europe. For those who prefer an even airier solution, the SKY model utilizes the absence of a central arch to achieve a more elegant appearance and a more open sense of space.

## Main advantages of the ALBIXON BOX

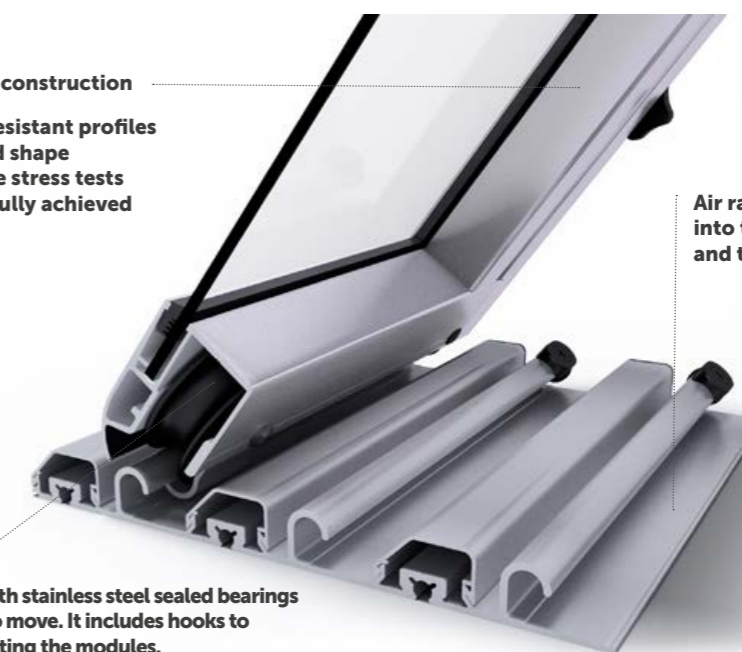
- ➔ Available on a short lead time
- ➔ Quick and easy installation
- ➔ Packaging variability

### Enclosure construction

- › Highly resistant profiles
- › Rounded shape
- › Intensive stress tests successfully achieved

Air rails are easy to embed into the ground, are fully walkable and the anchoring elements are hidden.

Wheels with stainless steel sealed bearings are easy to move. It includes hooks to prevent lifting the modules.



# MONACO FUTURE

custom



CUSTOM MONACO FUTURE – POSSIBLE DIMENSIONS

outer width up to (cm)	profile type	minimum height for the specified number of modules (cm)						
		1 module	2 modules	3 modules	4 modules	5 modules	6 modules	7 modules
351-400	L	200	200	200				
401-450	L	200	200	200	200	200	200	200
451-500	L	200	200	200	200	200	200	200
501-550	L+	200	200	201	202	203	204	205
551-600	L+	219	220	221	223	224	225	226

**Panels:**

**PK4** = Transparent solid polycarbonate, clear/smoky, with a thickness of 4 mm with UV protection.

**PK8** = Channel polycarbonate, clear/smoky, with a thickness of 8 mm with UV protection.

**SAN** = Transparent panel with a thickness of 4 mm.



According to the current sample book

# MONACO FUTURE

custom



## MONACO FUTURE

The full height MONACO FUTURE enclosure becomes a unique decorative feature of each garden. Have fun with your friends by the swimming pool, play with your children in the water, improve your fitness by swimming or just relax peacefully regardless of the weather outside.

### Custom production options

- ➔ Custom dimensions of enclosure
- ➔ Selection of the panel colour
- ➔ The position of the doors should be consulted with the manufacturer first
- ➔ Completely individual configuration
- ➔ Choice of more than 40 colours and patterns of the supporting structure



**Enclosure structure**


- > highly durable profiles
- > rounded shape
- > undergoes demanding stress tests

The rollers, with their stainless steel encapsulated bearings, slide easily. Hooks to prevent the lifting of modules are included.

The Air track can be walked on, is easy to sink into the ground and provides hidden anchoring elements.

# CASABLANCA

custom



CUSTOM CASABLANCA – POSSIBLE DIMENSIONS

outer width up to (cm)	profile type	minimum height for the specified number of modules (cm)						
		1 module	2 modules	3 modules	4 modules	5 modules	6 modules	7 modules
151-200	L	38	44	50	56	62	68	74
250	L	42	48	54	60	66	72	78
300	L	45	51	57	63	69	75	81
350	L	48	54	60	66	72	78	84
400	L	51	57	63	69	75	81	87
450	L	55	61	67	73	79	85	91
500	L	58	64	70	76	82	88	94
550	L+	61	67	73	79	85	91	97
600	L+	65	71	77	83	89	95	101
650	XL	81	91	101	110	120	128	137
700	XL	85	94	104	113	123	132	140
750	XL	88	98	107	117	126	135	143
800	XL	91	101	110	120	130	138	147
850	XL	95	104	114	123	133	141	150

**Panels:**

**PK4** = Transparent solid polycarbonate, clear/smoky, with a thickness of 4 mm with UV protection – for all profiles used.  
**PK8** = Cellular polycarbonate with a thickness of 8 mm, transparent / grey, with UV protection – for L and L+ profiles.  
**PK10** = Tube clear/smoke polycarbonate with a thickness of 10 mm with UV protection – for XL profiles. In the case of XL profiles, the heads are always made of PK 8-mm or PK4 panels.



According to the current sample book

# CASABLANCA

custom



**CASABLANCA**

The CASABLANCA enclosure – a dominant landmark of your garden. It is not only an elegant enclosure for your pool, but also a space for versatile use. You no longer need to have any worries about the weather when you want to have some fun with your friends by the pool.

**Custom production options**


- ➔ Custom dimensions of enclosure
- ➔ Selection of the panel colour
- ➔ The position of the doors should be consulted with the manufacturer first
- ➔ Completely individual configuration
- ➔ Choice of more than 40 colours and patterns of the supporting structure

**Enclosure structure**

- > highly durable profiles
- > rounded shape
- > undergoes demanding stress tests

The rollers, with their stainless steel encapsulated bearings, slide easily. Hooks to prevent the lifting of modules are included.

The Air track can be walked on, is easy to sink into the ground and provides hidden anchoring elements.



# DALLAS WALL-MOUNTED

custom



CUSTOM DALLAS WALL-MOUNTED – POSSIBLE DIMENSIONS

outer width up to (cm)	profile type	minimum height for the specified number of modules (cm)						
		1 module	2 modules	3 modules	4 modules	5 modules	6 modules	7 modules
201-250	L	90	97	104	111	118	125	132
300	L	95	102	109	116	123	130	137
350	L	100	107	114	121	128	135	142
400	L	105	112	119	126	133	140	147
450	L	110	117	124	131	138	145	152
500	L+	115	122	129	136	143	150	157
550	L+	120	127	134	141	148	155	162

**Panels:**

**PK4** = Transparent solid polycarbonate, clear/smoky, with a thickness of 4 mm with UV protection – for all profiles used.

**PK8** = Channel polycarbonate, clear/smoky, with a thickness of 8 mm with UV protection – for all profiles used.



According to the current sample book

# DALLAS WALL-MOUNTED

custom



**DALLAS WALL-MOUNTED**

How to best cover a swimming pool located near a wall? The solution is DALLAS WALL-MOUNTED, which offers you an unexpected amount of space in a small area.

**Custom production options**

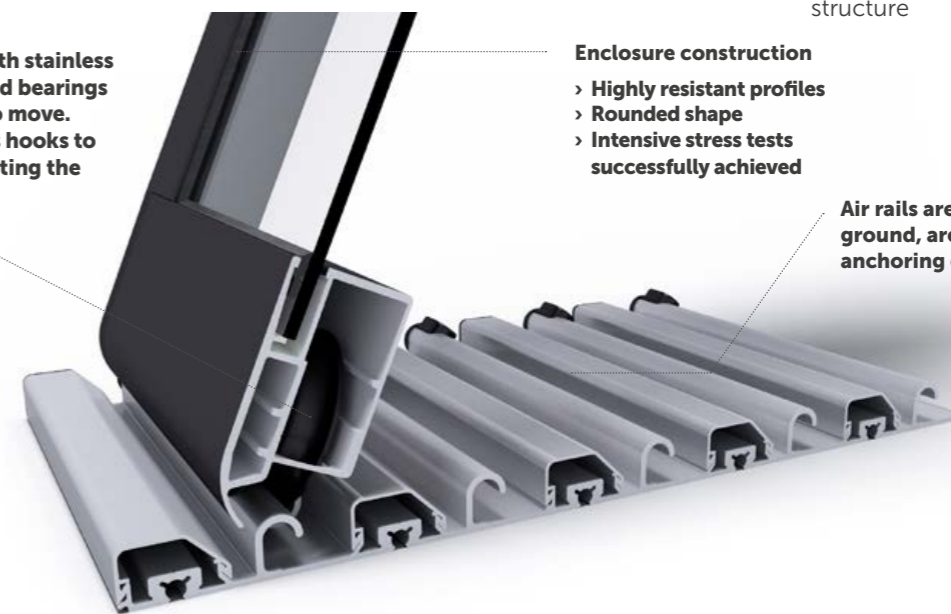
- ➔ Custom dimensions of enclosure
- ➔ Selection of the panel colour
- ➔ The position of the doors should be consulted with the manufacturer first
- ➔ Completely individual configuration
- ➔ Choice of more than 40 colours and patterns of the supporting structure

**Wheels with stainless steel sealed bearings are easy to move. It includes hooks to prevent lifting the modules.**

**Enclosure construction**

- > Highly resistant profiles
- > Rounded shape
- > Intensive stress tests successfully achieved

**Air rails are easy to embed into the ground, are fully walkable and the anchoring elements are hidden.**



# Profiles and Rails

## Supporting profiles

### M profiles

These are profiles for small and medium enclosures. Elegantly rounded and firm inside and out.


Cross-section 40 x 55 mm.



### L profiles

They are suitable for medium-sized enclosures. They have the same appearance as M profiles, but their structure is reinforced.

Cross-section 40 x 55 mm.



### L+ profiles

Profiles for large enclosures. The middle profile is larger compared to the L series.

Cross-section 40 x 55 mm and 40 x 72 mm.



### XL profiles

This profile series is designed for the largest enclosures, where there is an emphasis on uncompromising durability.

Cross-section 73 x 55 mm.



## Rails

### AIR rails

They are suitable for enclosures made from M, L, and L+ profiles. The rails are manufactured in such a way that the anchor bolts are not visible. We offer a version for enclosures with a low and high impact angle.


Height 20 mm, pitch 70 mm.



### AIR rails 110 mm

AIR rails specifically designed for the CASABLANCA enclosure with XL profiles.

Height 20 mm, pitch 110 mm.



### Rails Standard XL

Standard rails specifically designed for the KLASIK and DALLAS enclosure with XL profiles.


Height 25 mm, pitch 110 mm.



### Wall-mounted rail

Wall-mounted rail for the DALLAS enclosure.

Height 70 mm, pitch 70 mm.




# Panels and Colours

## Panels


### Compact polycarbonate

The most popular variant is the compact polycarbonate PK4 with a thickness of 4 mm. You will love its elegant appearance and perfect transparency. **UV protection as standard and available in 2 colours.**



### Channel polycarbonate

The channel polycarbonate PK8 and PK10 with a thickness of 8 or 10 mm is stable. It has excellent insulation capabilities and provides plenty of privacy when swimming under a roof. **UV protection as standard and available in 2 colours.**



### Standard styrene acrylonitrile

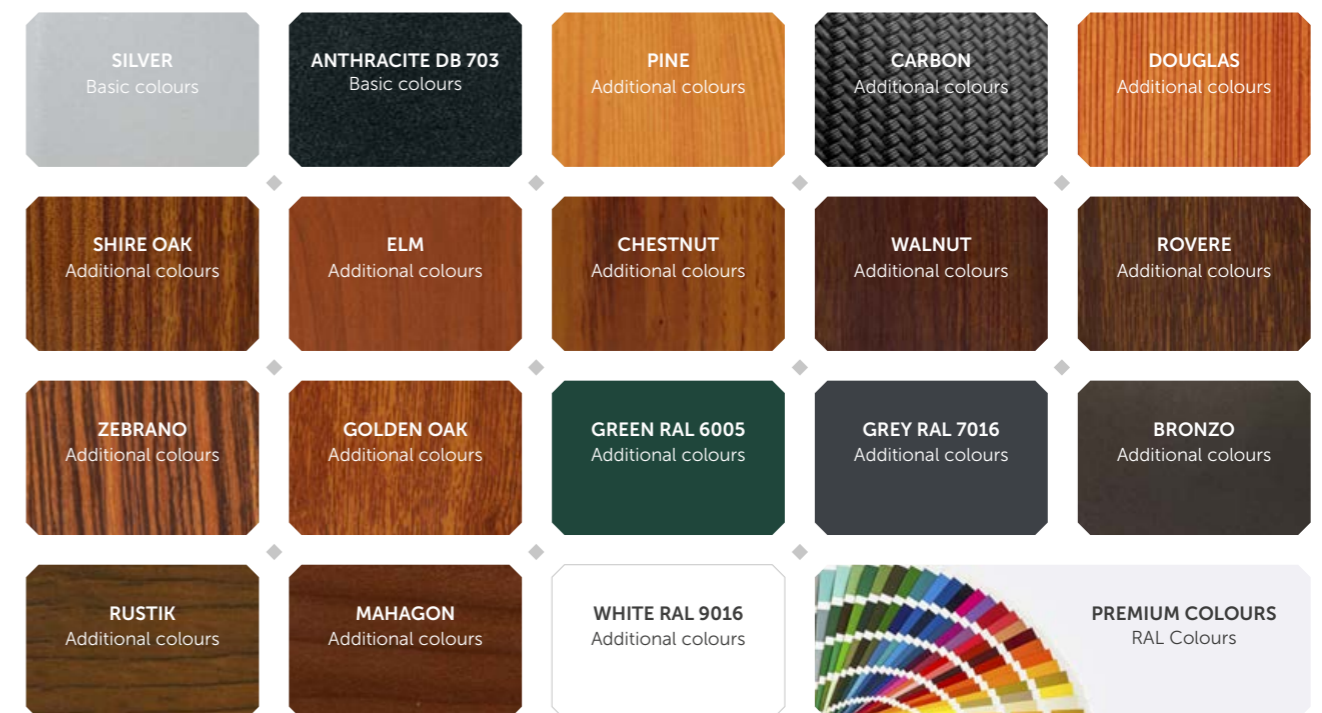
An economical option is styrene acrylonitrile SAN with a thickness of 4mm. You will love it especially for its attractive price, while maintaining a pleasant appearance and high transparency. **UV protection as standard and only available in clear.**



## Profile colours

We use highly resistant powder paints for enclosure structures, which we apply in our own paint shop. In addition to the standard Silver and Anthracite DB 703, other colours from our sample book are also popular, as well as design patterns that will complement the colour of your house or window frames.

In the case of standard enclosures, the colours are given. The colours for custom enclosures are as follows:



# Enclosure details

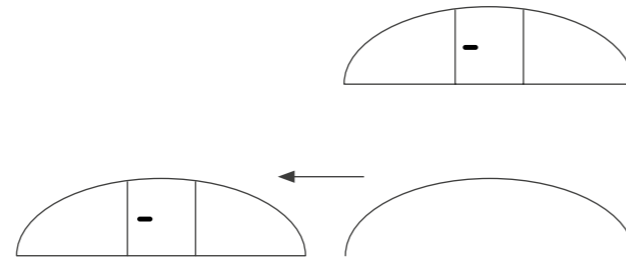
## Front and back panels

- Fixed
- Removable

The front and back panels of the enclosure can be fixed permanently with screws or kept removable using a panel screw.

We recommend removable panels when the enclosure cannot be fully opened out of the swimming pool area and you commonly swim under.

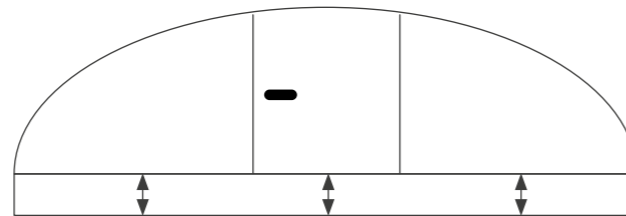
The removable panel can be fitted with lockable panel screws. Depending on the size, the panel can be made as a single piece or in multiple pieces.



## Raised bottom panel edges

This detail facilitates smooth movement of the enclosure for example over an elevated pool border.

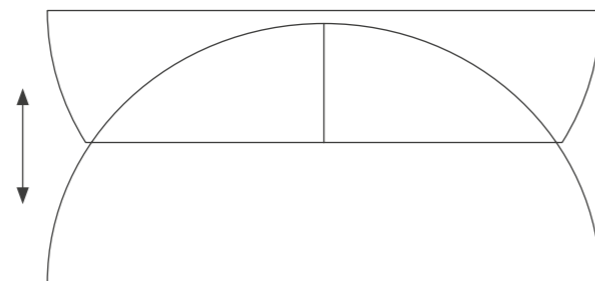
We offer an elevation of the bottom panel edge, covered by a durable canvas, up to 15 cm. If the elevation is higher, the sealing of the enclosure will be impaired.



## Clapper

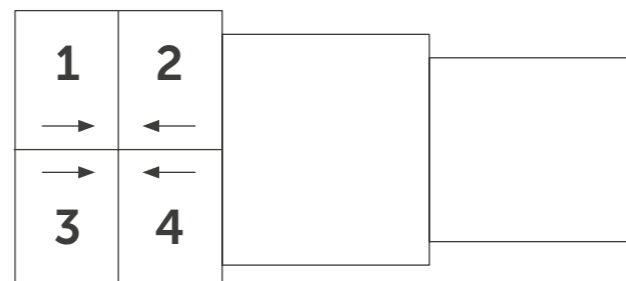
The lower part of the front panel is opened upwards for unobstructed movement of the enclosure over obstacles, such as a ladder or a spring-board.

The maximum clapper height is up to half the height of the front/back panel. ATTENTION! There can't be any door in the panel in combination with a clapper. We always recommend consulting the manufacturer on the use of a clapper.



## Side entrance

It is usually located on the biggest module. It can be placed in 4 module quadrants. The side entrance is lockable.



# Enclosure details

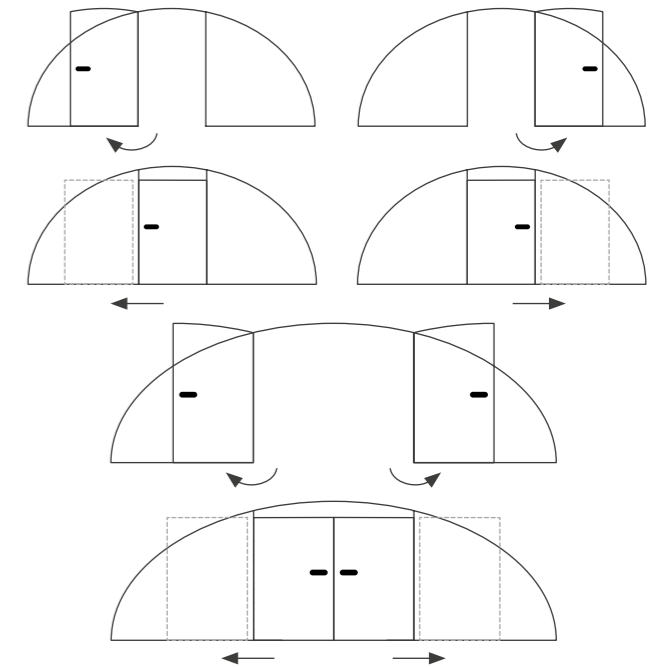
## Doors in front/back panels

- Hinged (left, right)
- Sliding (left, right)
- Double-wing (hinged, sliding)

They can be hinged or sliding. The standard width is 80 cm for single-wing and 120 cm for double-wing doors.

If the required door width exceeds 90 cm and 140 cm for single-door and double-wing doors, respectively, we recommend using the sliding variant for better stability.

We also recommend sliding doors for higher enclosures. We do not recommend a door in the front/back panel of the CASABLANCA INFINITY enclosure. If a hinged door is positioned off-centre, the hinges need to be placed on the side of the door closer to the axis. Doors are available in versions with a door-sill or without.



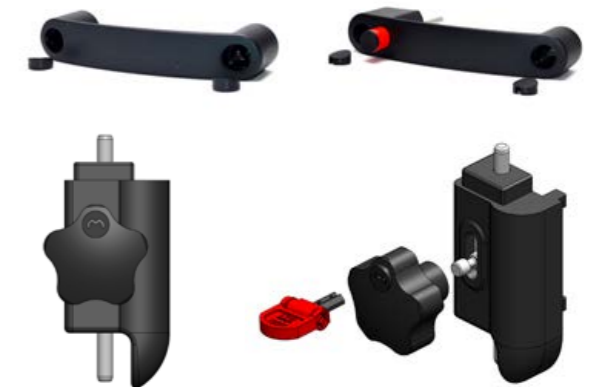
## Stoppers

- Non-lockable
- Lockable

As a standard, each module is supplied with two stoppers in its open/close position.

For even higher safety, the stoppers can be lockable.

The stoppers are controlled from the outside of the enclosure as a standard, except the smallest module where a user can operate the stopper from the inside due to safety reasons – when the user has been locked inside the enclosure he can open the module from within.

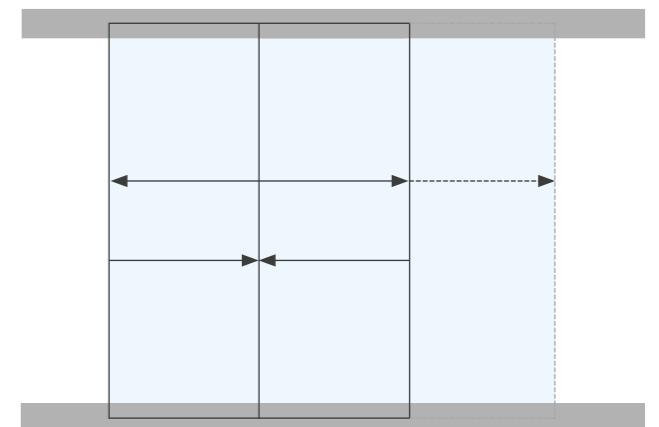


## Module length

The enclosure modules have a standard length of 219 cm, unless specified otherwise.

The recommended module length ranges between 180 and 250 cm. We do not recommend any other size in order to preserve smooth enclosure movement.

We recommend only standard sizes of the CASABLANCA INFINITY enclosure modules. It might be necessary to add supporting arches to maintain a certified loading capacity when a longer length has been specified.



# ACCESSORIES

We make sure that we are a one-stop pool shop for you. That is why you will find a wide range of pool accessories here.

## Why BRILIX accessories?

- ↻ high quality branded components
- ↻ optimal price/quality ratio
- ↻ the reliable solution for your swimming pool
- ↻ short delivery times within EU
- ↻ complete product range

MOVER

Did you know that...?

BRILIX accessories can now be comfortably controlled using the mobile app.



# MOOVER

The best way to get your enclosure moving



MOOVER	PARAMETERS	VALUE	NOTES
--------	------------	-------	-------

<b>Dimensions</b>	Length	1157 mm	
	Width (without mounting brackets and external connectors)	80 mm	
	Width (with mounting brackets)	110 mm	
	Height	163 mm	With retracted wheel.
<b>Weight</b>	Weight of MOOVER (incl. battery)	27 kg	
	Weight of package	30 kg	
<b>Electronics: power supply</b>	MOOVER's standby time (the value is only approximate – without the support of the integrated solar panel)	Up to 800 hours	In ideal conditions and at 100% charge.
	Remote control in standby mode (the value is approximate)	Two years	In ideal conditions.
	Maximum voltage in the system	18 V	Integrated solar panel circuit – the voltage depends on ambient conditions.
	Rated voltage of the main battery	12 V	
	Maximum voltage of the main battery	14.4 V	Only during charging.
	Capacity of the main battery	18 Ah	
	Maximum charging current of the integrated solar panel	7.5 W	
	Battery type	Pb	Dimensions: Length – 151 mm, Width 65 mm, Height – 94 mm, Height with connectors – 98 mm
	Charging adapter	3 A, 18 V, 60 W	
	INPUT	00 – 240 VAC 50/60Hz, 14A	
OUTPUT	18 VDC, 3,33A, 60 W MAX.		
<b>Electronics: antenna</b>	Band	2.4 GHz	
	Range	15–20 m	Depending on ambient conditions.
	Maximum number of paired transmitters	10	When another remote control is paired, the first paired remote is automatically disconnected
<b>Drive</b>	Gearbox type	Auger	
	Motor power	150 W	
<b>Safety features</b>	Current load limitation – software	-	According to firmware settings.
	Current load limitation – hardware	Fuse 15 A	
<b>Device protection</b>	IP Coverage	IPX4	
<b>User Terms</b>	Maximum height curvature of the floor	8 mm	
	Minimum floor width from the edge of the enclosure (not rails)	120 mm	

68

We are proud to announce that our innovative product MOOVER has won the prestigious Red Dot Award 2023 for product design.

# MOOVER

Everything you need to know



MOOVER is quiet and smooth in operation; it is remotely controlled and solar charged. You can install it yourself on to a new or existing enclosure.

We have developed the MOOVER – a modern and technologically advanced electric moving system for enclosures. Developed in cooperation with engineers from the automotive industry, a must have for every owner of a pool with an enclosure.

**Power unit:** The high-capacity battery (12 V, 18 Ah) can power the electric moving system for up to 1,5 hours of continuous operation. What is more, thanks to the 7 Wh solar panel, MOOVER can have enough energy for normal operation throughout the bathing season if there is enough sunlight.

**LED panel:** The intelligent LED panel informs you about the current status of your MOOVER.

**Suspension system:** The rubber wheel, which transmits all the power of the drive system, ensures optimum traction on most surfaces, even in wet conditions<sup>1)</sup>. Traction on uneven surfaces is also helped by a spring that can overcome up to 8 mm of unevenness.

**Drive system:** The 150 W electric motor is directly connected to a hermetically sealed auger gearbox with semi-fluid lubricant. Thanks to this connection, the electric drive can generate sufficient power with minimal energy consumption. The entire gearbox, including the belt, is also maintenance-free and damped with silent blocks.

**Mounting system:** The installation of the MOOVER to an enclosure is straightforward and simple enough for anyone to install, and versatile enough to be installed on almost any enclosures<sup>2)</sup>.

**Design solution:** Thanks to its universal design, MOOVER can be installed with most types of pool enclosures manufactured by ALBIXON or other manufacturers<sup>2)</sup>.

**Stay in the loop:** Detailed overview and safe operation are ensured by a digital LED panel that visually alerts you to the end of the track, informs you of the battery level and indicates the direction of movement of the enclosure.

**Easy installation:** You will manage to install the MOOVER by yourself. The practical packaging has been designed to help you along the way and what's more, it is environmentally friendly.

**Clever design:** The elegant black-and-white combination matches all the shades of the enclosure. The undistracting minimalist design is innovative and timeless and will make the MOOVER the highlight of your garden.

**Power supply:** The solar panel ensures carefree operation throughout the season. In the event of there being little sunlight, you can simply charge the system from the mains.

**Enjoy the comfort:** A remote control with a range of up to 15 metres for your comfort. Up to ten of these remotes can be paired with one device for the whole family to enjoy it.

69

<sup>1)</sup> In the event of any problems with a slippery surface, adhesion enhancers can be used to address this issue. Check with your nearest dealer for this option.

<sup>2)</sup> Keeping the module length of 219 cm, you can install MOOVER to any type of pool enclosure – both from ALBIXON and from other dealers. The product is not intended for trackless enclosures. [www.MOOVER.eu](http://www.MOOVER.eu)

# BRILIX INVERBOOST PX heat pumps



MODEL		XHPFD 100 PX	XHPFD 140 PX
Max. heat output	kW	9,5	13,5
Max. input	kW	1,51	2,14
Max. heating factor*	COP	16	16
Voltage	V	220–240	220–240
Nominal current	A	6,7	9,5
Recommended pool volume	m <sup>3</sup>	12–34	16–65
Recommended water flow rate	m <sup>3</sup> .h <sup>-1</sup>	2,9	4,2
Diameter of inlet/outlet water piping	mm	50	50
Optional touch screen		✓	✓
Optional Wi-Fi connection		✓	✓
Cooling function		✓	✓
Noise at 10 m	dB(A)	25	28
Noise at 1 m	dB(A)	32–46	34–48
Water pressure	kPa	12	15
Coolant	g	650	840
Type of coolant		R32	R32
Invertor		✓	✓
Net dimensions	mm	855 x 325 x 565	986 x 352 x 672
Net weight	kg	68	78
Package dimensions	mm	942 x 375 x 695	1073 x 402 x 805
Gross weight	kg	73	83

The BRILIX INVERBOOST PX models are the flagship among heat pumps. These devices with inverters are characterised by very quiet operation while maintaining maximum performance and efficiency. They are controlled via a touch screen or remotely via Wi-Fi. They work in three modes, Eco, Normal and Boost, allowing you to choose the speed at which water is heated and electricity is consumed. The ecological coolant R32 is used..

# BRILIX INVERBOOST E heat pumps



MODEL		INVERBOOST C   XHPFDPLUS 100 E	INVERBOOST C   XHPFDPLUS 160 E
Max. heat output	kW	9	16
Max. input	kW	1,55	2,67
Max. heating factor*	COP	13	13
Voltage	V	220–240	220–240
Nominal current	A	6,65	11,31
Recommended pool volume	m <sup>3</sup>	0–40	25–65
Recommended water flow rate	m <sup>3</sup> . h <sup>-1</sup>	3	5
Diameter of inlet/outlet water piping	mm	50	50
Optional touch screen		✓	✓
Optional Wi-Fi connection		✓	✓
Cooling function		✓	✓
Noise at 10 m	dB(A)	32–44	33–44
Noise at 1 m	dB(A)	40–52	41–56
Water pressure	kPa	15	15
Coolant	g	650	1100
Type of coolant		R32	R32
Invertor		✓	✓
Net dimensions	mm	1008 x 380 x 577	1050 x 440 x 709
Net weight	kg	56	78
Package dimensions	mm	1095 x 430 x 705	1130 x 470 x 850
Gross weight	kg	68	83

The INVERBOOST E series is an inverter series of heat pumps with comfortable control. The inverter works in three modes: Eco, Normal and Boost. You can choose the heating rate and thus the electricity consumption. By adding a touch screen and Wi-Fi connection, you can control the device from your mobile phone. The ecological coolant R32 is used.

# BRILIX XHPFD PLUS heat pumps




MODEL XHPFDPLUS 60 XHPFDPLUS 100 XHPFDPLUS 140 XHPFDPLUS 160 XHPFDPLUS 200

Max. heat output	kW	5	9	12	15	18
Max. input	kW	0,8	1,44	1,92	2,40	2,88
Max. heating factor*	COP	6,25	6,25	6,25	6,25	6,25
Voltage	V	220-240	220-240	220-240	220-240	220-240/380-400
Nominal current	A	4,5	7,1	9,5	9,5	14,2
Recommended pool volume	m <sup>3</sup>	0-20	25-40	35-60	40-65	60-90
Recommended water flow rate	m <sup>3</sup> · h <sup>-1</sup>	2,5~3,2	2,8~5,6	3,5~7,1	4~7,9	5,6~11,2
Diameter of inlet/outlet water piping	mm	50	50	50	50	50
Optional touch screen		✓	✓	✓	✓	✓
Optional Wi-Fi connection		✓	✓	✓	✓	✓
Cooling function		✓	✓	✓	✓	✓
Noise at 10 m	dB(A)	35	36	37	42	42
Noise at 1 m	dB(A)	44	45	46	51	51
Water pressure	kPa	12	15	15	15	16
Coolant	g	500	650	850	900	1700
Type of coolant		R32	R32	R32	R32	R410a
Inverter		X	X	X	X	X
Net dimensions	mm	935 x 360 x 545	935 x 360 x 545	1045 x 410 x 695	1045 x 410 x 695	1045 x 410 x 850
Net weight	kg	44	51	61	72	100
Package dimensions	mm	1060 x 380 x 590	1060 x 380 x 590	1140 x 430 x 740	1140 x 430 x 740	1140 x 430 x 990
Gross weight	kg	47	55	65	76	110

Powerful XHPFDPLUS heat pumps are the mainstays in our offer. Now with a modern look and the optional touch screen and Wi-Fi connection. Most versions use the ecological coolant R32.

# BRILIX ELEGANCE swim jets



- **Jet**  
Allows continuous regulation of intensity and direction of the water flow.
- **Mask**  
Elegant design, contains suction, discharge and a control button.
- **Swim jet body**  
Universal design for assembly in all common types of swimming pools.
- **Pneumatic on/off switch or Piezoelectric on/off switch**  
For easy swim jet control directly from the swimming pool.
- **Heavy-duty pump**  
We offer a version for 230 and 400 V.

MODEL ELEGANCE 70 ELEGANCE 80 ELEGANCE 95

Voltage	230/400 V	400 V	400 V
Output	70 m <sup>3</sup> /h	80 m <sup>3</sup> /h	95 m <sup>3</sup> /h
Input	2,2 kW	3 kW	4 kW
Jet diameter	40 mm	40 mm	40 mm
Pipe diameter	75 mm	75 mm	75 mm

Would you like to swim in your own Olympic-sized swimming pool but your garden is too small? The ELEGANCE swim jet is here for you. It will enable you to practice your swimming endurance even in a small pool and to push the limits of your abilities further and further. The counter-current can be turned on and off safely directly from the pool. At the same time, you can easily regulate the direction and intensity of the water flow, which will surely be appreciated by your whole family.



## Electric circuit breaker for pneumatic control

For safe connection to a power grid.

Standard switch-on and switch-off of counter current.



## Electric circuit breaker for piezoelectric control

For safe connection to a power grid.

Innovative piezoelectric switching ensures reliable operation. In addition, the control unit features automatic switch-off after a set time. The option of switching directly from the pool is enabled by a remote control to be used outside the pool.



# UV SCENIC salt dispensers



- **Control unit**  
The heart of the system with wide expansion options.
- **Touch display**  
For intuitive operation, optionally with a 10 m cable for any desired location.
- **Electrolytic cell**  
With titanium plates.



# UV SCENIC salt dispensers



- **Sleeve**  
For easy installation of sensors in piping.
- **Dosing pump**  
It is used to control the pH of the water to a desirable value.
- **pH probe**  
For automatic control of the dosing pump.
- **REDOX probe**  
For indirect measurement of the content of disinfectant in the water. The operation of the device is continuously adjusted according to the values measured.
- **UV lamp**  
For the elimination of legionella and algae. Increases the efficiency of hydrolysis.
- **Flow sensor**  
Protects the device against running without water flow.

## TECHNICAL PARAMETERS

## UV SCENIC

Power intensity	0–100%
Max. production of Cl <sub>2</sub>	X
Salt concentration	1,5–3 g/l NaCl
Pool volume (up to 28 °C)	65 m <sup>3</sup>
Pool volume (+ 28 °C)	40 m <sup>3</sup>
Display	Colour 2.8" TFT
Power supply	220 V 50/60 Hz
Output	8–15 A
Max. consumption	230 W
Dimensions	220 x 115 x 270 mm
Automatic cleaning	Programmable from 1 to 24 hours
Safety flow sensor	Gas and mechanical
Alarms	insufficient amount of salt; no flow, - low / high pH values; max. pH measurement time; memory error
Salt concentration display	Salt detection in g.l-1 (± 10 %)
Electrolytic cell	5 titanium plates of MONOPOLAR cell
Minimum flow	5 m <sup>3</sup> . h-1
Tube connection diameter	63 mm
Maximum pressure	4 kg . cm-2
Maximum temperature	45 °C
Self-cleaning	YES
Communication	MODBUS / Wi-Fi
Control of main outputs	filtration time; lighting; temperature
Control of additional outputs	4 relays controlling other devices

## AUTOMATIC CHECKS

## UV SCENIC

<b>pH PROBE</b> <sup>1)</sup>	It detects the pH of the water so that the salt dispenser can automatically adjust the pH to the desired value. Measuring range: 0-14 ± 0.1 pH.
<b>TEMPERATURE</b> <sup>1)</sup>	Detects the water temperature to be shown on the display. Measurement range: 0-100 ± 1 °C.
<b>REDOX</b> <sup>1)</sup>	It is used to determine the water purity status for setting the electrolysis performance (on/off). Packaging: REDOX probe <sup>1)</sup> , calibration solutions and accessories for installation. Measuring range: 0-1000 ± 3 mV
<b>CONDUCTIVITY</b> <sup>2)</sup>	It is used to determine the salt content in the water. Packaging: probe and installation accessories. Measuring range: 0-20,000 ± 0.1 MS

### The UV SCENIC salt dispenser uses three different principles of water disinfection based on salt electrolysis, water hydrolysis and UV radiation.

Electrolysis produces free chlorine to disinfect the pool by decomposing the salt in the water. The OXILIFE technology also uses hydrolysis, i.e. the breakdown of water molecules into oxidants, for disinfection. The UV lamp increases the efficiency of hydrolysis and kills a wider spectrum of bacteria. Besides being a full-featured solution, it only uses a low water salinity of 1.5 g/l. In addition, the UV SCENIC salt dispenser controls the pH of the pool water and adjusts it automatically to an ideal value. It is equipped with a REDOX module for indirect measurement of the amount of disinfectant in the water, allowing to control its replenishment. A Wi-Fi module is often added, as it allows remote control of the salt dispenser via the internet. The UV SCENIC salt dispenser can control up to four other pool devices. You can use it to start the filter and heat pump or turn on the pool lighting. An additional control touch screen can be connected to the unit and placed separately from the salt dispenser in a more accessible location via a long cable.

### Advantages of UV SCENIC water treatment

- ➔ Does not dry the skin
- ➔ Triple water treatment by electrolysis, hydrolysis and UV radiation
- ➔ Highly effective disinfection despite lower chlorine content
- ➔ Crystal-clear water without excessive chlorine odour
- ➔ No handling or storage of chlorine
- ➔ Ecological system – salt is a natural product
- ➔ Slightly salty water

<sup>1)</sup> The device is part of the basic equipment

<sup>2)</sup> Optional device

The pH and REDOX probes are consumer products with a limited warranty of 6 months.

# OXILIFE salt dispensers



- **Control unit**  
The heart of the system with wide expansion options.
- **Touch display**  
For intuitive operation, optionally with a 10 m cable for any desired location.
- **Electrolytic cell**  
Here is where the electrolytic reaction occurs, when the decomposition of the salt contained in the water produces a gaseous chlorine, which then reacts immediately with water. This produces hypochlorous acid, which disinfects the water.  
  
At the same time, a hydrolytic reaction occurs, which breaks down water molecules into ozone, hydroxide hydrogen, hydrogen cation and hydroxianion, which also have a disinfectant effect.



## TECHNICAL PARAMETERS

### OXILIFE

Power intensity	0–100%
Max. production of Cl <sub>2</sub>	X
Salt concentration	1,5–2,5 g/l NaCl
Pool volume (up to 28 °C)	60 m <sup>3</sup>
Pool volume (+ 28 °C)	40 m <sup>3</sup>
Display	Colour 2.8" TFT
Power supply	220 V 50/60 Hz
Output	8–15 A
Max. consumption	120 W
Dimensions	220 x 115 x 270 mm
Automatic cleaning	Programmable from 1 to 24 hours
Safety flow sensor	Gas and mechanical
Alarms	insufficient amount of salt; no flow; low / high pH values; max. pH measurement time; memory error
Salt concentration display	Salt detection in g.l-1 (± 10 %)
Electrolytic cell	5 titanium plates of MONOPOLAR cell
Minimum flow	5 m <sup>3</sup> . h-1
Tube connection diameter	63 mm
Maximum pressure	4 kg . cm-2
Maximum temperature	45 °C
Self-cleaning	YES
Communication	MODBUS / Wi-Fi
Control of main outputs	filtration time; lighting; temperature
Control of additional outputs	4 relays controlling other devices

# OXILIFE salt dispensers



- **Sleeve**  
For easy installation of sensors in piping.
- **Dosing pump**  
It is used to control the pH of the water to a desirable value.
- **pH probe**  
For automatic control of the dosing pump.
- **Temperature sensor**  
Measuring water temperature.
- **REDOX probe (optional)**  
For indirect measurement of the content of disinfectant in the water. The operation of the device is continuously adjusted according to the values measured.
- **Flow sensor**  
Protects the device against running without water flow.

## AUTOMATIC CHECKS

### OXILIFE

<b>pH PROBE</b> <sup>1)</sup>	It detects the pH of the water so that the salt dispenser can automatically adjust the pH to the desired value. Measuring range: 0-14 ± 0.1 pH.
<b>TEMPERATURE</b> <sup>1)</sup>	Detects the water temperature to be shown on the display. Measurement range: 0-100 ± 1 °C.
<b>REDOX</b> <sup>2) 3)</sup>	It is used to determine the water purity status for setting the electrolysis performance (on/off). Packaging: REDOX probe, calibration solutions and accessories for installation. Measuring range: 0-1000 ± 3 mV
<b>CONDUCTIVITY</b> <sup>2)</sup>	It is used to determine the salt content in the water. Packaging: probe and installation accessories. Measuring range: 0-20,000 ± 0.1 MS

The OXILIFE salt dispenser uses two different principles of water disinfection based on salt hydrolysis and water electrolysis.

Electrolysis produces free chlorine to disinfect the pool by decomposing the salt in the water. The OXILIFE technology also uses hydrolysis, i.e. the breakdown of water molecules into oxidants, for disinfection. Besides being a full-featured solution, it only uses a low water salinity of 1.5 g/l. For proper functioning it is essential not to exceed a salinity of 3 g/l. In addition, the OXILIFE salt dispenser controls and automatically adjusts the pH of the pool water to an ideal value. It can be complemented with a REDOX module or free chlorine. A Wi-Fi module is often added, as it allows remote control of the salt dispenser via the internet. The OXILIFE salt dispenser can control up to four other pool devices. You can use it to start the filter and heat pump or to turn on the pool lighting. The touch control screen can be removed from the salt dispenser and operated through a cable connection. The cable can be extended with the use of an adapter.

**Advantages of OXILIFE water treatment**

- ➔ Does not dry the skin
- ➔ Double water treatment by electrolysis and hydrolysis
- ➔ Low operating costs
- ➔ Clear water without excessive odour
- ➔ No handling and/or storage of chlorine
- ➔ Ecological system – salt is a natural product
- ➔ Slightly salty water

<sup>1)</sup> The device is part of the basic equipment

<sup>2)</sup> Optional device

<sup>3)</sup> In order to use the automatic control of water disinfection, it is necessary to install a REDOX probe. 1 module = probe + chip (the chip remains and the probe is replaced, depending on the service life). The pH and REDOX probes are consumer products with a limited warranty of 6 months.

# HIDROLIFE salt dispensers



- **Control unit**  
The heart of the system with wide expansion options.
- **Touch display**  
For intuitive operation, optionally with a 10 m cable for any desired location.
- **Electrolytic cell**  
This is where the electrolytic reaction takes place. The salt in the water decomposes to produce chlorine gas, which immediately reacts with the water to create hypochlorous acid that disinfects the water.



## TECHNICAL PARAMETERS

## HIDROLIFE

Power intensity	X
Max. production of Cl <sub>2</sub>	16 g.h <sup>-1</sup>
Salt concentration	3–5 g/l NaCl
Pool volume (up to 28 °C)	65 m <sup>3</sup>
Pool volume (+ 28 °C)	40 m <sup>3</sup>
Display	Colour 2.8" TFT
Power supply	220 V 50/60 Hz
Output	8–15 A
Max. consumption	120 W
Dimensions	220 x 115 x 270 mm
Automatic cleaning	Programmable from 1 to 24 hours
Safety flow sensor	Gas and mechanical
Alarms	insufficient amount of salt; no flow; low / high pH values; max. pH measurement time; memory error
Salt concentration display	Salt detection in g.l <sup>-1</sup> (± 10 %)
Electrolytic cell	4 titanium plates of MONOPOLAR cell
Minimum flow	5 m <sup>3</sup> . h <sup>-1</sup>
Tube connection diameter	63 mm
Maximum pressure	4 kg . cm <sup>-2</sup>
Maximum temperature	45 °C
Self-cleaning	YES
Communication	MODBUS / Wi-Fi
Control of main outputs	filtration time; lighting; temperature
Control of additional outputs	4 relays controlling other devices

# HIDROLIFE salt dispensers



- **Sleeve**  
For easy installation of sensors in piping.
- **Dosing pump**  
It is used to control the pH of the water to a desirable value.
- **pH probe**  
For automatic control of the dosing pump.
- **Temperature sensor**  
Measuring water temperature.
- **REDOX probe (optional)**  
For indirect measurement of the content of disinfectant in the water. The operation of the device is continuously adjusted according to the values measured.
- **Flow sensor**  
Protects the device against running without water flow.

## AUTOMATIC CHECKS

## HIDROLIFE

<b>pH PROBE</b> <sup>1)</sup>	It detects the pH of the water so that the salt dispenser can automatically adjust the pH to the desired value. Measuring range: 0-14 ± 0.1 pH.
<b>TEMPERATURE</b> <sup>1)</sup>	Detects the water temperature to be shown on the display. Measurement range: 0-100 ± 1 °C.
<b>REDOX</b> <sup>2) 3)</sup>	It is used to determine the water purity status for setting the electrolysis performance (on/off). Packaging: REDOX probe, calibration solutions and accessories for installation. Measuring range: 0-1000 ± 3 mV

The HIDROLIFE salt dispenser controls and automatically adjusts the pH of the pool water to an ideal value. Electrolysis produces free chlorine to disinfect the pool by decomposing the salt in the water.

For proper functioning, the amount of salt in the water should be maintained at a minimum of 3.5 g/l. The recommended value is 5 g/l. It can be upgraded with a REDOX module or free chlorine. A Wi-Fi module is often added, as it allows remote control of the salt dispenser via the internet. The HIDROLIFE salt dispenser can control up to four other pool devices. You can use it to start the filter and heat pumps or to turn on the pool lighting. The touch control screen can be removed from the salt dispenser and operated through a cable connection. The cable can be extended with the use of an adapter.

### Advantages of HIDROLIFE water treatment

- ➔ Does not dry the skin
- ➔ Low operating costs
- ➔ Clear water without excessive odour
- ➔ No handling and/or storage of chlorine
- ➔ Ecological system – salt is a natural product
- ➔ Slightly salty water

<sup>1)</sup> The device is part of the basic equipment

<sup>2)</sup> Optional device

<sup>3)</sup> In order to use the automatic control of water disinfection, it is necessary to install a REDOX probe. 1 module = probe + chip (the chip remains and the probe is replaced, depending on the service life). The pH and REDOX probes are consumer products with a limited warranty of 6 months.

# NEOSAL salt dispensers



- **Control unit**
- **Electrolytic cell**  
Salt water is converted into free chlorine here.




## TECHNICAL PARAMETERS

### NEOSAL

Power intensity	0–16 g Cl <sub>2</sub> / h
Max. production of Cl <sub>2</sub>	16 g.h <sup>-1</sup>
Salt concentration	3–5 g/l NaCl
Pool volume (up to 28 °C)	65 m <sup>3</sup>
Pool volume (+ 28 °C)	40 m <sup>3</sup>
Display	Colour 1.44" TFT
Power supply	230 V 50/60 Hz
Output	8–15 A
Max. consumption	120 W
Dimensions	220 x 115 x 270 mm
Automatic cleaning	Programmable from 1 to 24 hours
Safety flow sensor	Gas and mechanical
Alarms	insufficient amount of salt; no flow; memory error
Salt concentration display	NO
Electrolytic cell	4 titanium plates of MONOPOLAR cell
Minimum flow	5 m <sup>3</sup> . h <sup>-1</sup>
Tube connection diameter	63 mm
Maximum pressure	4 kg . cm <sup>-2</sup>
Maximum temperature	45 °C
Self-cleaning	YES
Control of main outputs	NO
Control of additional outputs	NO

Salt water is healthy and does not irritate the human eye or skin. A small amount of free chlorine is obtained from the salt water in the pool through electrolysis, which is sufficient for quality disinfection of the pool. The free chlorine thus formed is transformed into salt again after a short time. The NEOSAL salt dispenser controls the intensity of the formation of free chlorine in the electrolytic cell on the basis of the manual setting on the display. The touch control screen can be removed from the salt dispenser and operated through a cable connection. The cable can be extended with the use of an adapter.

# UV lamps



- **Stainless steel**  
Ensures maximum resistance of the equipment in the most challenging conditions.
- **Quartz tube**  
For excellent protection of the UV lamp.
- **UV lamp**  
Heart of the device which provides the water treatment.

## MODEL

### SP-I

### SP-II

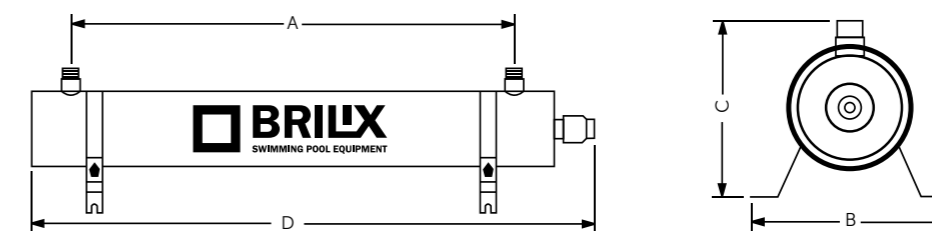
### SP-III

### SP-IV

### SP-V

A (mm)	267	786	786	786	786
B (mm)	175	175	175	175	175
C (mm)	155	155	155	155	155
D (mm)	420	930	930	930	930
Pipe diameter	50 mm	50 mm	50 mm	50 mm	50 mm
Voltage	230 V	230 V	230 V	230 V	230 V
Input	16 W	40 W	65 W	85 W	2 x 85 W
Minimum flow rate	6 m <sup>3</sup> /h	9 m <sup>3</sup> /h	12 m <sup>3</sup> /h	15 m <sup>3</sup> /h	20 m <sup>3</sup> /h
Maximum pressure	3 bar	3 bar	3 bar	3 bar	3 bar
For pools up to	15 m <sup>3</sup>	35 m <sup>3</sup>	55 m <sup>3</sup>	70 m <sup>3</sup>	140 m <sup>3</sup>

The use of the SP UV lamp is a smart way to keep the pool water clean without the use of chlorine. Before returning to the pool, all filtered water passes through the body of the UV lamp, where it is exposed to UV radiation. This eliminates any harmful germs or bacteria and the water in your pool is clean without the use of any chemicals.



Stainless steel UV lamps cannot be used in saltwater pools. The fluorescent lamp has a lifetime of approx. 8,000 operating hours.

# STATION control units



- **Control unit**  
The heart of the system with wide expansion options.
- **Touch display**  
For intuitive operation, optionally with a 10 m cable for any desired location.



## TECHNICAL PARAMETERS

	STATION
Power intensity	X
Max. production of Cl <sub>2</sub>	X
Salt concentration	X
Display	Colour 2.8" TFT
Power supply	230 V 50/60 Hz
Output	X
Max. consumption	40 W
Dimensions	220 x 115 x 270 mm
Safety flow sensor	Mechanical
Alarms	low / high pH values; max. pH dosing time; max. Cl dosing time; memory error
Communication	MODBUS / Wi-Fi
Control of main outputs	filtration time; lighting; temperature
Control of additional outputs	4 relays controlling other devices

# STATION control units



- **Sleeve**  
For easy installation of sensors in piping.
- **Dosing pump**  
It is used to control the pH of the water to a desirable value.
- **pH probe**  
For automatic control of the dosing pump.
- **Temperature sensor**  
Measuring water temperature.
- **REDOX probe**  
For indirect measurement of the content of disinfectant in the water. The operation of the device is continuously adjusted according to the values measured.
- **Flow sensor**  
Protects the device against running without water flow.

## AUTOMATIC CHECKS

	STATION
<b>pH PROBE</b> <sup>1)</sup>	It detects the pH of the water so that the salt dispenser can automatically adjust the pH to the desired value. Measuring range: 0-14 ± 0.1 pH.
<b>TEMPERATURE</b> <sup>1)</sup>	Detects the water temperature to be shown on the display. Measurement range: 0-100 ± 1 °C.
<b>REDOX</b> <sup>1)</sup>	It is used to determine the water purity status for setting the electrolysis performance (on/off). Packaging: REDOX probe <sup>1)</sup> , calibration solutions and accessories for installation. Measuring range: 0-1000 ± 3 mV
<b>CONDUCTIVITY</b> <sup>2)</sup>	It is used to determine the salt content in the water. Packaging: probe and installation accessories. Measuring range: 0-20,000 ± 0.1 MS

### The STATION dosing unit is the solution where salt water cannot be used.

The unit is equipped with a probe for measuring pH values and a probe for measuring REDOX values. This makes it possible to control the dosage of two types of chemicals to ensure hygienically clean water even in highly variable pool operation. A Wi-Fi module is often added, as it allows remote control of the dosing unit via the internet. The STATION dosing unit can control up to four other pool devices. You can use it to start the filter and heat pump or turn on the pool lighting. An additional control touch screen can be connected to the unit and placed separately from the unit in a more accessible location via a long cable.

### Advantages of STATION water treatment


- Traditional method of disinfecting pool water
- Works even with zero water salinity
- Regulated pH control
- Regulated chlorine dosing – reduces consumption, prevents over- or underdosing

<sup>1)</sup> The device is part of the basic equipment

<sup>2)</sup> Optional device

The pH and REDOX probes are consumer products with a limited warranty of 6 months.

# Circulation pumps



- Pump suction, Ø 50 mm
- Pump discharge to the technology, Ø 50 mm
- Preliminary filter to trap mechanical impurities
- Discharge screw for each preparation for winter
- Heavy-duty electric motor



MODEL	PREVA 33	PREVA 50	PREVA 75
<b>Output</b>	6 m <sup>3</sup> /h	9 m <sup>3</sup> /h	12 m <sup>3</sup> /h
<b>Voltage</b>	230 V	230 V	230 V
<b>Input</b>	0,25 kW	0,33 kW	0,55 kW

## Circulation pumps PREVA

The circulation pump is a standard element of swimming pool technology. To keep water in the swimming pool crystal clear, it is necessary to filter at least four times a day. We therefore offer filtration pumps for all regular swimming pool sizes.



## Circulation pumps BRILIX

MODEL	FXP 150	FXP 250	FXP 370	FXP 550	FXP 750
<b>Output</b>	10 m <sup>3</sup> /h	11,6 m <sup>3</sup> /h	14 m <sup>3</sup> /h	15 m <sup>3</sup> /h	16 m <sup>3</sup> /h
<b>Voltage</b>	230 V	230 V	230 V	230 V	230 V
<b>Input</b>	0,2 kW	0,25 kW	0,5 kW	0,75 kW	1 kW

# Sand filtration



MODEL	P 350	P 450	P 500	P 650	SP 450	SP 500	SP 650	SP 700
<b>For pools up to</b>	24 m <sup>3</sup>	36 m <sup>3</sup>	54 m <sup>3</sup>	72 m <sup>3</sup>	36 m <sup>3</sup>	54 m <sup>3</sup>	72 m <sup>3</sup>	96 m <sup>3</sup>
<b>Output</b>	4 m <sup>3</sup> /h	6 m <sup>3</sup> /h	9 m <sup>3</sup> /h	12 m <sup>3</sup> /h	6 m <sup>3</sup> /h	9 m <sup>3</sup> /h	12 m <sup>3</sup> /h	16 m <sup>3</sup> /h
<b>6-way valve</b>	top	top	top	top	side	side	side	side
<b>Sand capacity</b>	20 kg	45 kg	85 kg	145 kg	45 kg	85 kg	145 kg	210 kg

Filtration is a key technology component for each swimming pool. Even if you are not interested in any other technology, water filtering is essential. Our offer therefore includes a complete range of Combo filtration systems, separate filters and pumps.

## Filter vessels

We offer models with a six-way valve on the upper side of the filter vessel (TOP) or with a side-mounted valve outside the filter vessel (E-SIDE). This ensures they can fit in a variety of spaces.



## Combo filtration

A combination of a sand filter and a circulation pump.

- 6-way valve
- Filtration tank
- Solid base
- Circulation pump

MODEL	FSP 350	FSP 450	FSP 500	FSP 650
<b>For pools up to</b>	24 m <sup>3</sup>	48 m <sup>3</sup>	72 m <sup>3</sup>	96 m <sup>3</sup>
<b>Output</b>	4 m <sup>3</sup> /h	8 m <sup>3</sup> /h	12 m <sup>3</sup> /h	16 m <sup>3</sup> /h
<b>Voltage</b>	230 V	230 V	230 V	230 V
<b>Input</b>	0,43 kW	0,55 kW	0,75 kW	0,90 kW
<b>Sand capacity</b>	20 kg	45 kg	85 kg	145 kg

# Pool vacuum cleaners



## Robotic Cordless Vacuum Wybot S2

Cordless pool vacuum with automatic cleaning of the floor, walls, and waterline for pools up to 300 m<sup>2</sup> thanks to infrared navigation and 7 cleaning modes. Powerful battery with a runtime of up to ~210 minutes, mobile app control via Bluetooth, and support for scheduling regular cleaning sessions.

## Robotic Cordless Vacuum Fairland X60

Cordless pool vacuum with a patented intelligent cleaning system "3D S Path" – once the cleaning cycle is started, the vacuum maps the pool environment and plans the most efficient and systematic path to achieve the cleanest pool possible.



## Wybot M2 Vision Cordless Robotic Pool Cleaner

This battery-powered pool cleaner featuring an AI camera searches for debris on the pool floor and directs the robot straight to it – thus reducing cleaning time, increasing efficiency, and saving energy.

# Additional accessories

## Skimmers and Jets



**Skimmer 15 x 15**  
ABS plastic, connection to a vacuum cleaner possible.



**Skimmer 30 x 15**  
ABS plastic, connection to a vacuum cleaner possible.



**Skimmer 15l**  
ABS plastic, connection to a vacuum cleaner possible.



**Skimmer SLIM 17,5l**  
ABS plastic, connection to a vacuum cleaner possible, innovative slim design.



**Flat jet**  
with adjustable flow rate and water flow direction, for 50 mm pipes

## Accessories, add-ons and installation material



## Lighting

**LED lamp Moonlight PLW300**  
12 V / 15 W  
white, luminous flux 1250 lm



**LED lamp Moonlight PLS300**  
12 V / 15 W  
multi-colour, luminous flux 575 lm



**Halogen lamp 300 W\***  
12 V/300 W



**LED lamp, LED-P100\***  
12 V/8 W  
white, blue, multi-colour



**Distribution box**  
for embedding in the ground



**Transformers**  
230 V/12 V  
100, 200 or 300 W



# ALBIXON B2B

A reliable manufacturer offering a complete range of products with a current annual production capacity of 5 000 pools and 10 000 enclosures per year.



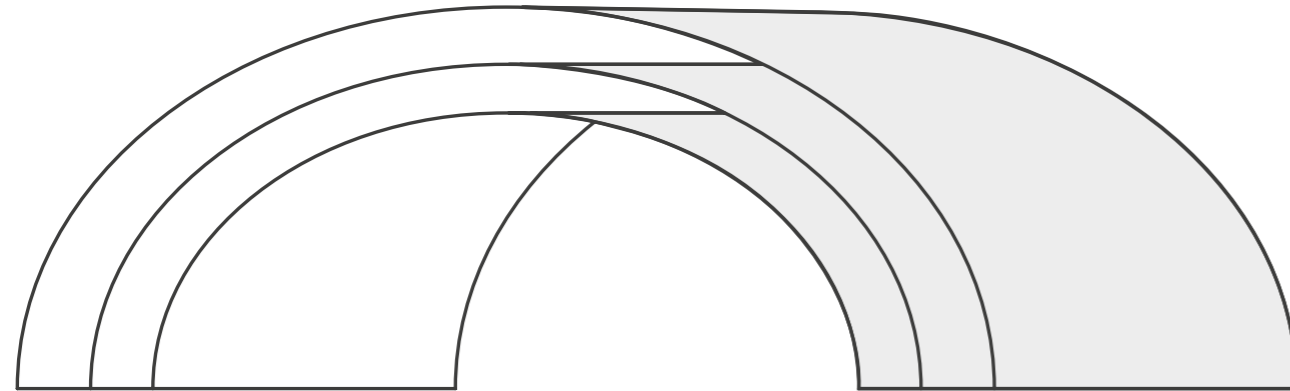
# Enclosure logistics

It is crucial not only to produce an enclosure precisely, but also to deliver it to the final destination reliably and on time. Backed by years of experience, we offer you transport services across Europe, with very favourable conditions. We not only use our own fleet of trucks, but also the services of reliable international forwarders.

## Assembled enclosures, without packaging

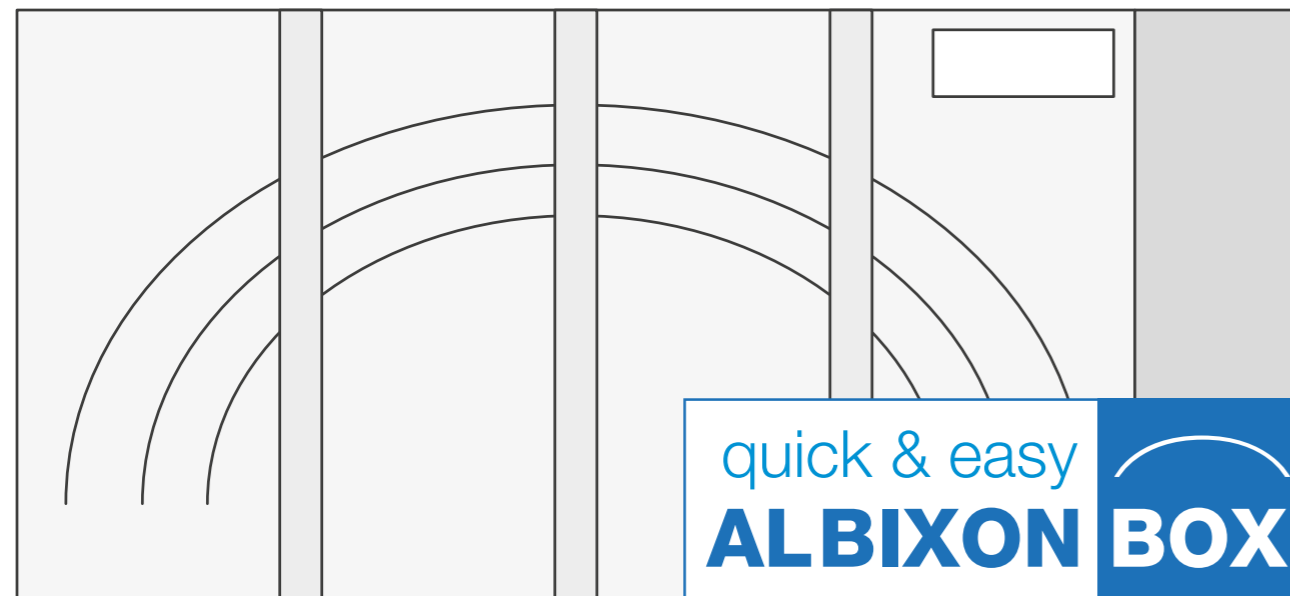
In the case of assembled enclosure, transport is carried out horizontally on the rails or vertically on the side. The choice and method is determined according to several factors, such as the shape and dimensions of the roofing itself, as well as subsequently in accordance with the dimensions of the load area.

The transport dimensions are determined by an outer width, an outer height and a length of a single enclosure module, with 20 cm added to each of these values. If, for example, an enclosure is 480 cm wide, 120 cm high and one module 219 cm long, the transport dimensions are 500 x 140 x 239 cm (length x height x width). Enclosures higher than 80 cm can also be transported vertically – the transport height and width are then switched. This mode allows the transport of multiple enclosures – do not hesitate to contact us for a specific transport solution.



## Disassembled enclosures packed in ALBIXON BOX

This packaging represents an economic mode of transport. The transport dimensions of standard products are based on the box dimension. Box sizes of custom enclosures are determined individually. The boxes are always transported in an upright position only and cannot be laid on its side.



# Logistics for swimming pools

ALBIXON pools are not only precision manufactured, but we are able to deliver them almost anywhere in Europe.



## Delivery on a special trailer

Suitable for all QBIG BENEFIT pools up to the inner size of 320 x 780 x 150 cm. The advantage of this solution is the free capacity of the vehicle allowing for the free transport of the enclosure and accessories! We recommend unloading with a crane or loader. We do not recommend unloading in any other way.

## Unloading of swimming pools

When unloading and handling the pool, it is necessary to proceed exactly as described in the ALBISTONE® pool unloading instructions. Any other procedure may result in irreversible damage to the pool and void the warranty.



## ALBIXON BOX: One truckload contains up to 30 enclosure units!

In 2004, ALBIXON came up with a new solution for transporting enclosures – the ALBIXON BOX. Depending on the type and size of the enclosure, between 6 and 30 enclosures can be transported at a time, contained in the safe ALBIXON BOX packaging. The detailed instructions enable you to install the enclosure supplied in the ALBIXON BOX easily.

### ALBIXON BOX contents

- ➔ enclosure module profiles
- ➔ polycarbonate panels
- ➔ rails
- ➔ all fastening and anchoring elements
- ➔ detailed assembly instructions



# References



# References



## Approximate enclosure transport limits

Means of transport	Maximum dimensions of transported custom enclosure				Number of serial boxes
	Assembled, horizontal transport	Assembled, vertical transport	Assembled on pallet	Disassembled in box	Standard
<b>Truck - max. 7.5-m loading area</b>	external width up to 660 cm, height up to 270 cm, with standard module length	external width up to 730 cm, height up to 230 cm, length of 1 module up to 270 cm	Individual. Feel free to contact us for more information.		up to 5 pcs
<b>Truck - max. 13.5-m loading area</b>	external width up to 700 cm, height up to 270 cm, with standard module length	external width up to 900 cm, height up to 230 cm, length of 1 module up to 270 cm			up to 30 pcs
<b>20' container</b>	Individual. Feel free to contact us for more information.		not possible	Individual. Feel free to contact us for more information.	up to 5 pcs
<b>40' high cube container</b>			not possible		up to 10 pcs

ENCLOSURE	BOX DIMENSIONS	BOX WEIGHT
CASABLANCA INFINITY A	445 x 48 x 127 cm	440 kg
CASABLANCA INFINITY B	561 x 55 x 127 cm	675 kg
DALLAS A	445 x 48 x 127 cm	310 kg
DALLAS CLEAR A	445 x 48 x 127 cm	420 kg
DALLAS B	561 x 55 x 127 cm	480 kg
DALLAS CLEAR B	561 x 55 x 127 cm	650 kg
KLASIK S	430 x 41 x 157 cm	240 kg
KLASIK CLEAR S	430 x 41 x 157 cm	300 kg
KLASIK A	430 x 41 x 157 cm	290 kg
KLASIK CLEAR A	430 x 41 x 157 cm	380 kg
KLASIK B	563 x 47 x 188 cm	470 kg
KLASIK CLEAR B	563 x 47 x 188 cm	600 kg
KLASIK C	606 x 61 x 175 cm	680 kg
KLASIK CLEAR C	606 x 61 x 175 cm	920 kg
KLASIK D	680 x 73 x 200 cm	880 kg
KLASIK CLEAR D	680 x 73 x 200 cm	1 220 kg
KLASIK PRO B	561 x 55 x 127 cm	470 kg
KLASIK PRO CLEAR B	561 x 55 x 127 cm	610 kg
SYDNEY A	445 x 48 x 127 cm	340 kg
SYDNEY CLEAR A	445 x 48 x 127 cm	420 kg
SYDNEY AS	445 x 48 x 127 cm	325 kg
SYDNEY CLEAR AS	445 x 48 x 127 cm	395 kg
SYDNEY BS	561 x 55 x 127 cm	465 kg
SYDNEY CLEAR BS	561 x 55 x 127 cm	570 kg
SYDNEY B	561 x 55 x 127 cm	490 kg
SYDNEY CLEAR B	561 x 55 x 127 cm	610 kg
SYDNEY BD	561 x 55 x 127 cm	470 kg
SYDNEY CLEAR BD	561 x 55 x 127 cm	550 kg
SYDNEY C	561 x 55 x 127 cm	520 kg
SYDNEY CLEAR C	561 x 55 x 127 cm	652 kg

ENCLOSURE	BOX DIMENSIONS	BOX WEIGHT
KLASIK SKY CLEAR A	248 x 137 x 378 cm	446 kg
KLASIK SKY CLEAR B	248 x 166 x 484 cm	654 kg
KLASIK SKY CLEAR C	248 x 195 x 587 cm	814 kg
DALLAS SKY CLEAR A	248 x 123 x 423 cm	483 kg
DALLAS SKY CLEAR B	248 x 137 x 537 cm	588 kg
CASABLANCA INFINITY SKY A	248 x 95 x 416 cm	379 kg
CASABLANCA INFINITY SKY B	248 x 110 x 526 cm	496 kg

SWIMMING POOLS QBIG BENEFIT OVERFLOW			
	1,2 m	1,35m	1,5 m
3 x 4 m	356 kg	372 kg	387 kg
3 x 5 m	425 kg	443 kg	461 kg
3 x 6 m	461 kg	482 kg	502 kg
3 x 7 m	537 kg	557 kg	576 kg
3 x 8 m	614 kg	632 kg	650 kg
3,5 x 7 m	577 kg	601 kg	624 kg
3,5 x 8 m	659 kg	680 kg	700 kg
4 x 8 m	703 kg	730 kg	757 kg

SWIMMING POOLS QBIG BENEFIT SKIMMER			
	1,2 m	1,35m	1,5 m
3 x 4 m	246 kg	262 kg	277 kg
3 x 5 m	300 kg	318 kg	336 kg
3 x 6 m	321 kg	341 kg	361 kg
3 x 7 m	374 kg	397 kg	419 kg
3 x 8 m	427 kg	453 kg	478 kg
3,5 x 7 m	413 kg	437 kg	460 kg
3,5 x 8 m	472 kg	496 kg	520 kg
4 x 8 m	517 kg	544 kg	570 kg

# THANK YOU FOR CHOOSING ALBIXON



POOL SOLUTIONS